

Searches for resonances in the $t\bar{t}b\bar{b}$ final state at the LHC with ATLAS and CMS

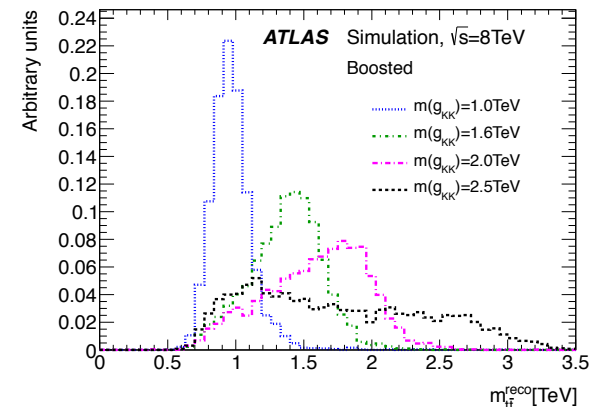
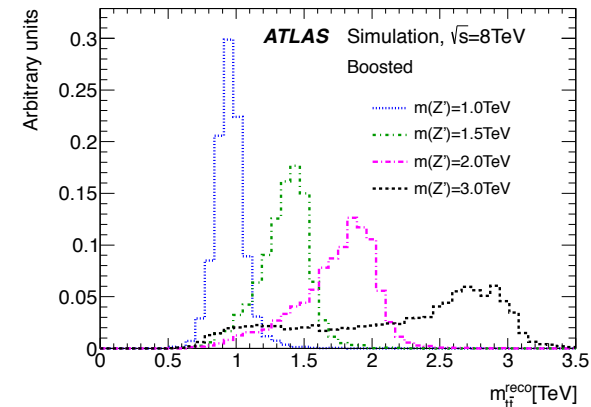
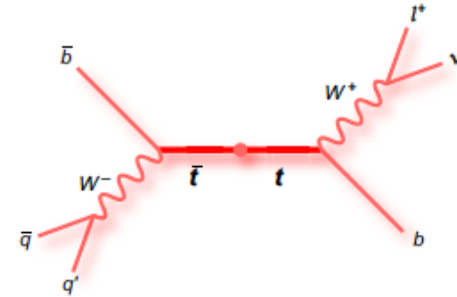
Craig Buttar
University of Glasgow
On behalf of ATLAS & CMS
CKM16

Outline

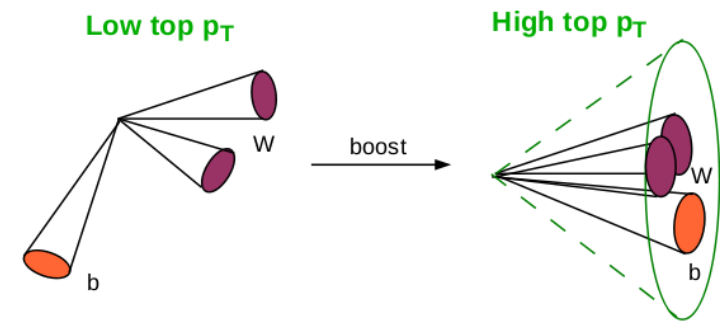
- Introduction
 - Physics
 - Low and high mass topologies
 - backgrounds
- Analyses
 - ATLAS 8TeV resonance searches
 - ATLAS 8TeV search for heavy Higgs updated to include interference
 - CMS 8TeV resonance searches
 - ATLAS & CMS searches at 13TeV
- Projections for the HL-LHC
- Summary

Physics

- Many BSM predict high mass particles decaying to $t\bar{t}$ because of its yukawa coupling ~ 1
- Experiments search for resonances on top of non-resonant standard model backgrounds
 - Analysis is a generic bump-hunt looking for significant deviations from the SM
- Interpret in terms of physics models to establish limits:
 - Technicolour Z' - spin-1 colour singlet
 - Extra dimension models Kaluza-Klein gluons – spin -1 colour octet
 - Extra dimensions Kaluza-Klein gravitons – spin-2 colour singlets
 - Heavy Higgs – spin-0 scalar
- In general interference is not implemented in the models, except for search for heavy Higgs' bosons



A tale of two topologies



- Two topologies: high mass and low mass
- High mass:
 - jets from hadronic decays of highly boosted top quarks merge and are treated as single large-R jets
- Low mass:
 - Match jets to t-decay using χ^2 -function
- Lepton isolation is p_t dependent
- Handling Large-R (fat) jets
- Identify jets using anti- k_t algorithm
- Recluster using k_t or Cambridge-Aachen (CA) algorithms to measure jet substructure
- Use substructure within jets to tag as t-jets and/or reject jets not associated with a top
 - τ_{32} subjettiness: measures whether a jet is well described by 2-subjets or 3-subjets: a value $\rightarrow 1$ indicated two subjets, lower indicates 3 jets
 - d_{12} , last splitting: large value indicates two high mass jets, small value indicated light quark/gluon jets with radiation.
 - Pairwise jet mass
 - Mass drop

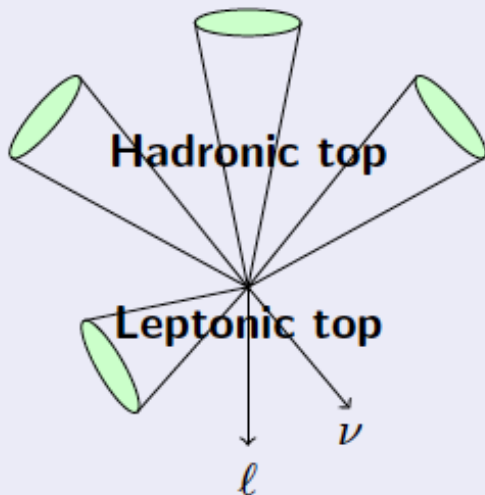
General comments on the analyses

- Search for resonances in non-resonant SM $t\bar{t}$ -mass spectrum
- Backgrounds:
 - SM $t\bar{t}$
 - W+jets
 - Single top
 - Z+jets
 - QCD
- In general, backgrounds are simulated using MC
- QCD background is significantly reduced by using leptonic decay channels of the top
- QCD background determined from data
 - Both normalisation and shape can be determined
- W+jets normalisation from data

- Exactly one isolated electron or muon with $p_t > 25 \text{ GeV}$
- $ET_{\text{miss}} > 20 \text{ GeV}$ and $ET_{\text{miss}} + M_{T,W} > 60 \text{ GeV}$
- ≥ 1 b-tagged jet (anti-kt R=0.4 calorimeter jet)
- Anti-kt R=0.4 jets with $p_t > 25 \text{ GeV}$ and $|\eta| < 2.5$
- Test even against boosted selection, if not boosted \rightarrow resolved selection
 - If boosted and resolved \rightarrow boosted

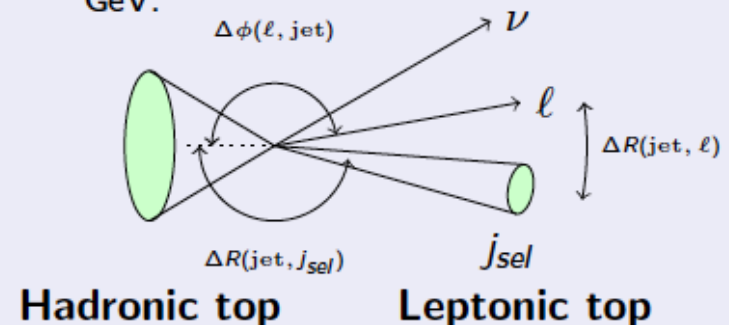
Resolved channel

- ≥ 4 anti- k_t calorimeter $R = 0.4$ jets required.



Boosted channel

- ≥ 1 anti- k_t calo. $R = 0.4$ jet ($p_T > 25 \text{ GeV}$) that has $\Delta R(\text{jet}, \ell) < 1.5$ (j_{sel}).
- ≥ 1 top-tagged anti- k_t calo. $R = 1.0$ jet ($p_T > 300 \text{ GeV}$, $|\eta| < 2.0$) with $\Delta\phi(\ell, \text{jet}) > 2.3$ and $\Delta R(\text{jet}, j_{\text{sel}}) > 1.5$.
- Top-tagging: $m > 100 \text{ GeV}$, $\sqrt{d_{12}} > 40 \text{ GeV}$.

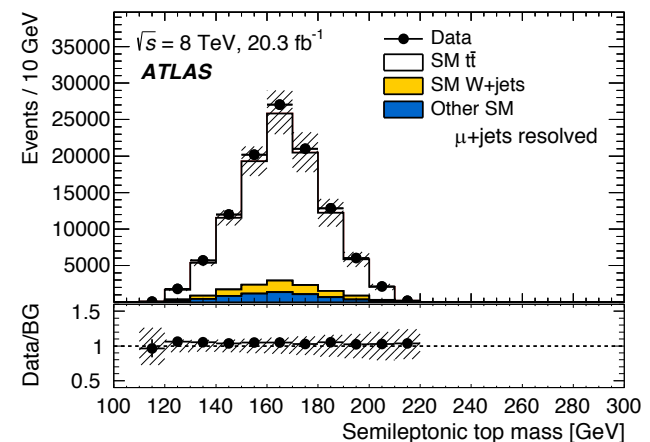
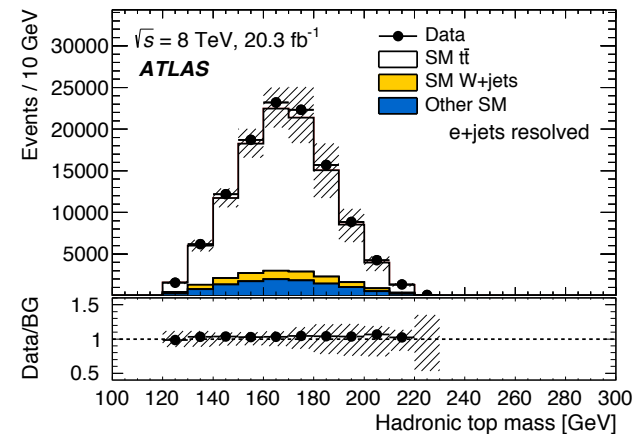


Semi-leptonic channel at 8TeV

- For resolved analysis, assign jets to the t-quarks using χ^2 function

$$\chi^2 = \left[\frac{m_{jj} - m_W}{\sigma_W} \right]^2 + \left[\frac{m_{jjb} - m_{jj} - m_{t\bar{b}-W}}{\sigma_{t\bar{b}-W}} \right]^2 + \left[\frac{m_{j\ell\nu} - m_{t\ell}}{\sigma_{t\ell}} \right]^2 + \left[\frac{(p_{T,jjb} - p_{T,j\ell\nu}) - (p_{T,t\bar{b}} - p_{T,t\ell})}{\sigma_{\text{diff } p_T}} \right]^2$$

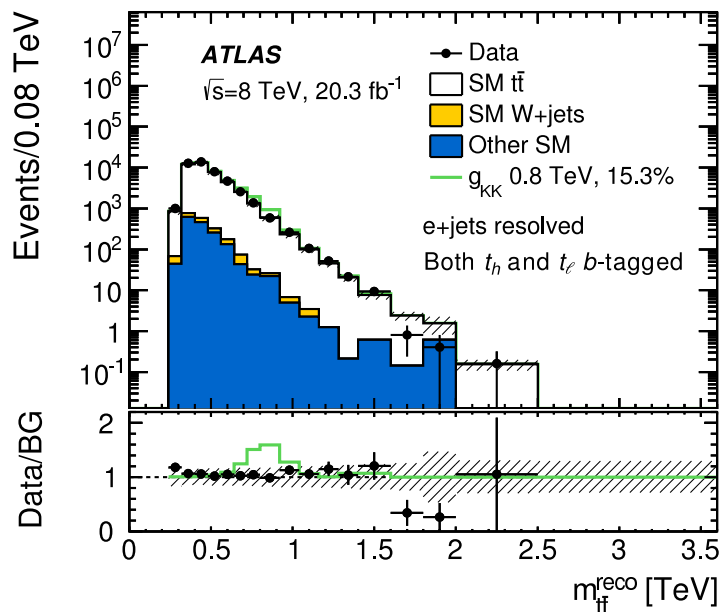
- Principal systematics :
 - Common to both boosted and resolved
 - Paron distribution function and luminosity
 - ttbar background normalization
- Boosted channel
 - JES & JMS of large-R jets
 - b-tagging
- Resolved channel
 - JES of small-R jets



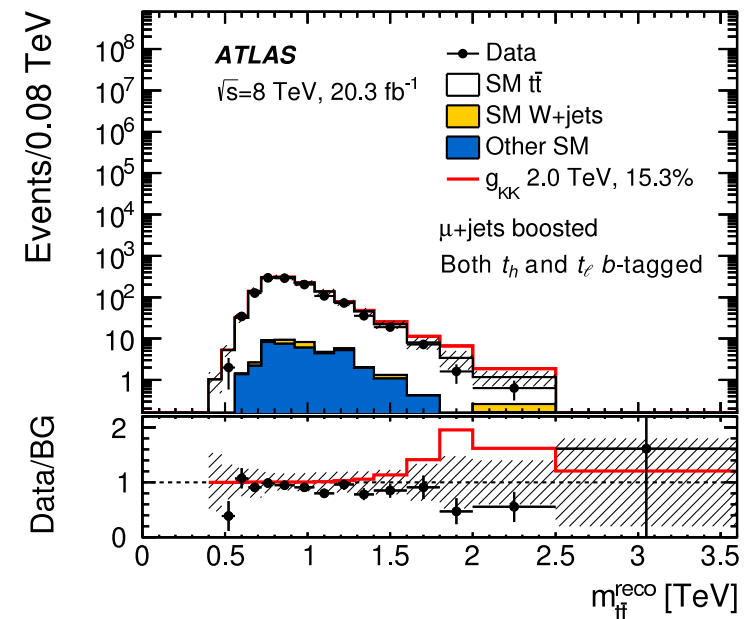
Semi-leptonic channel at 8TeV

- Reconstruct $t\bar{t}$ system mass
 - 3 categories: b -tag matched in dR to: leptonic t , hadronic t , leptonic & hadronic t
- No significant deviation from the standard model is found

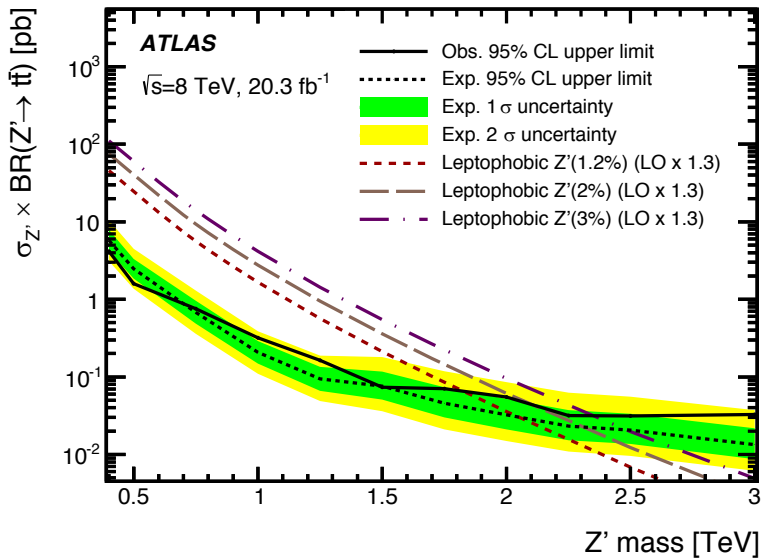
Resolved channel



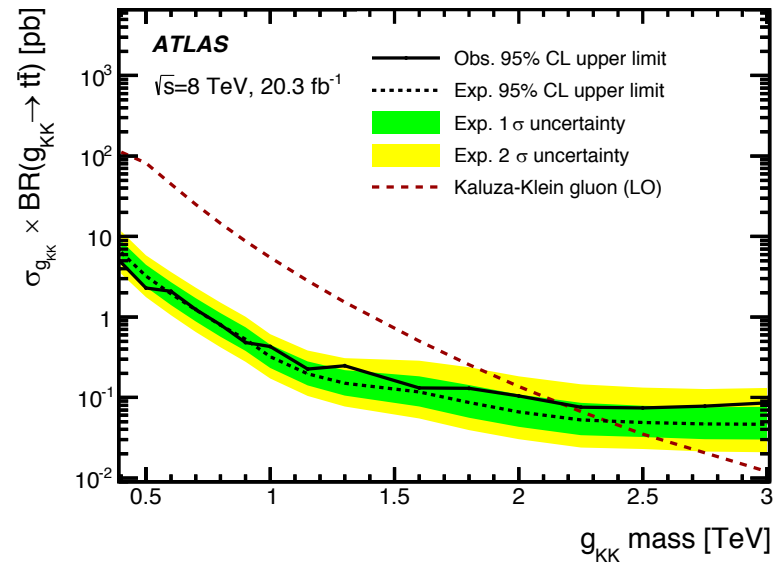
Boosted channel:



- No deviations → set limits using models
 - Z'_{TC2} and Bulk RS Kaluza-Klein gluon

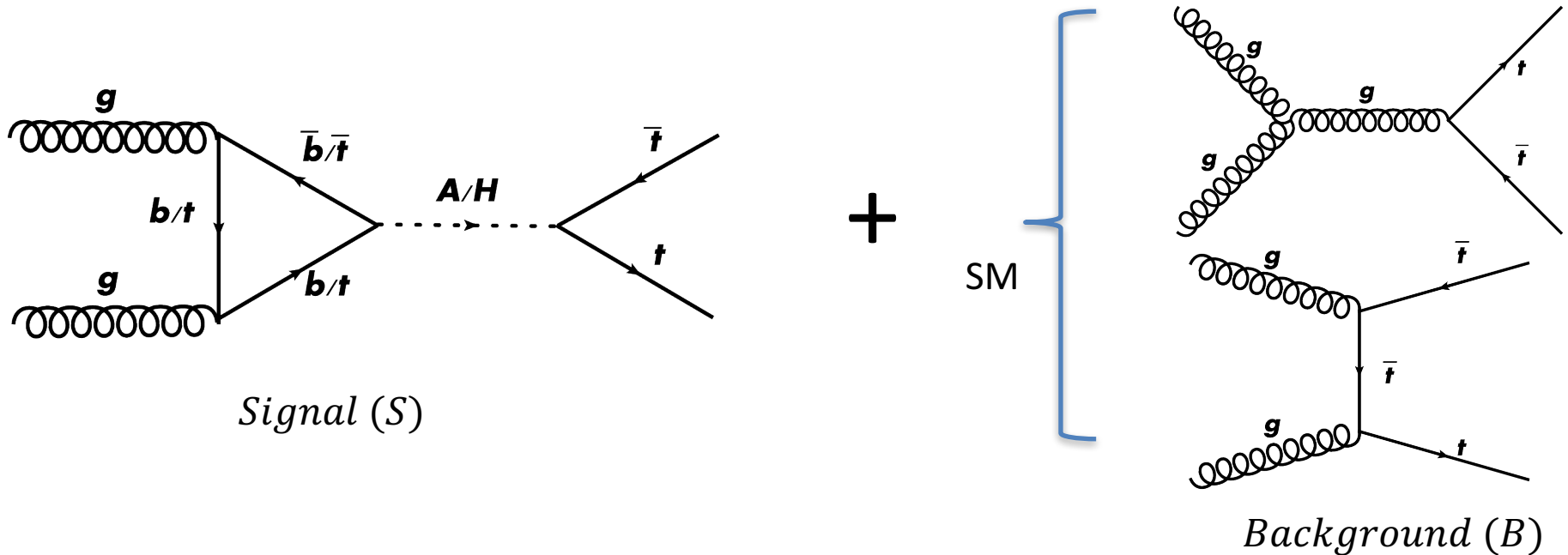


Z'_{TC2} A narrow resonance with mass below 2.0TeV (expected) is excluded



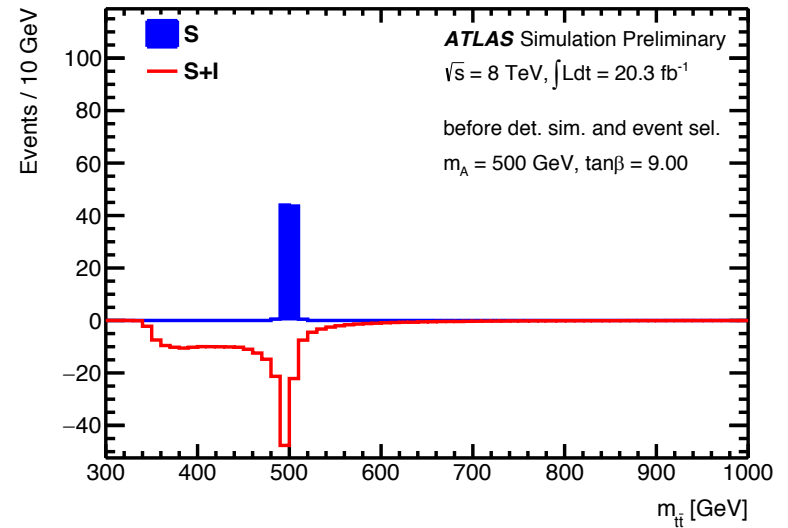
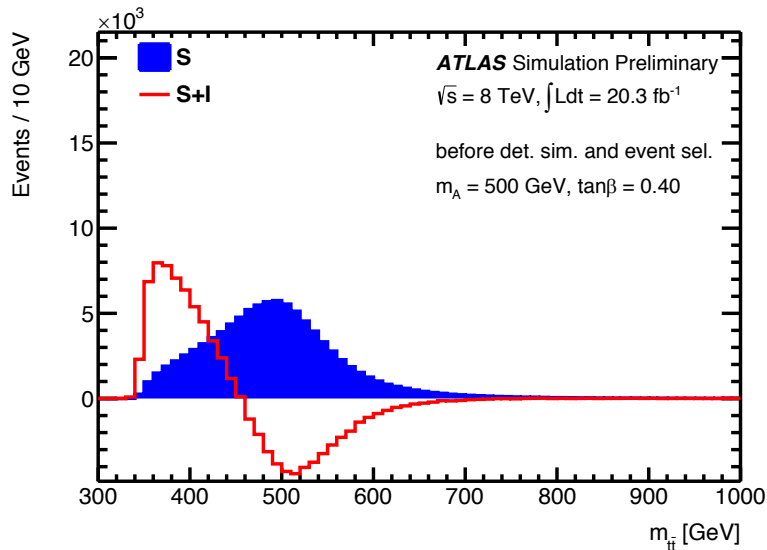
KK-gluon: A broader resonance with mass below 2.3TeV (expected) is excluded

Revisiting the search for heavy scalars: including interference



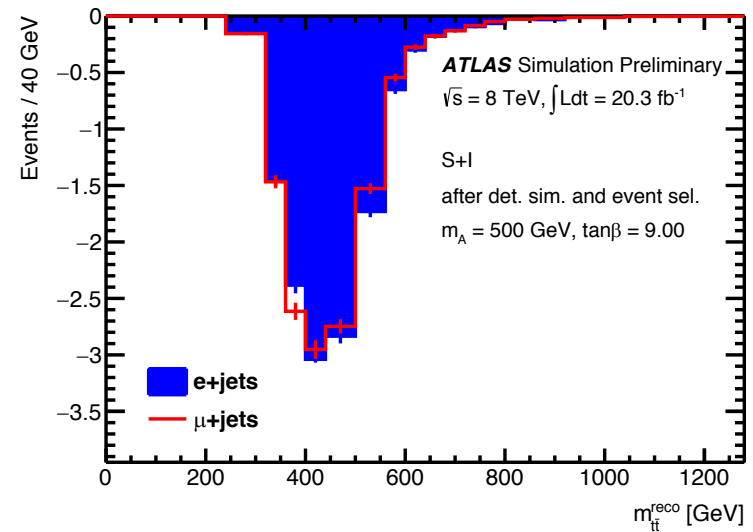
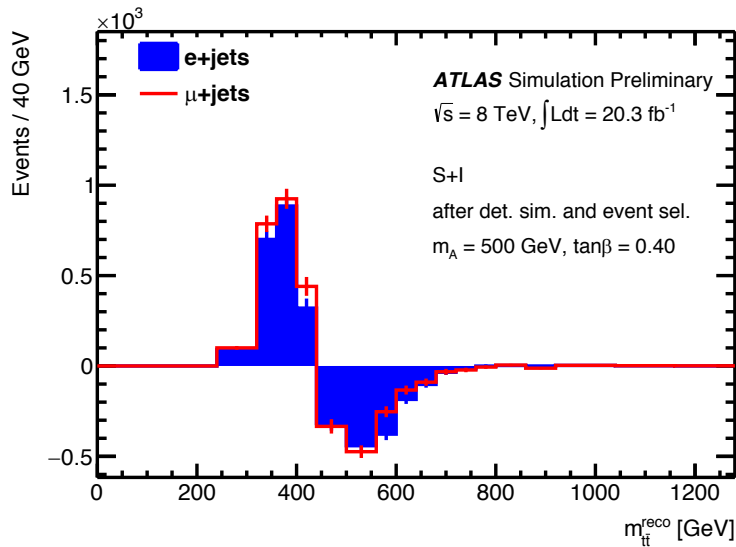
- Interference between gluon initiated signal and background
- Previous analyses assume no interference, but processes with gluon initial state will interfere with SM top production
- New analysis reinterprets in terms of 2HDM type-II $H/A \rightarrow t\bar{t}$
- Probe mass range $400 < M < 800$ GeV and low $\tan\beta$
 - Events are tested against boosted and resolved categories, if both treat as resolved

- Modify Madgraph5_aMC@NLO to generate events without SM $t\bar{t}$ background i.e. generate signal+interference only
 - Keep good description of background at NLO (Powheg+Pythia)
 - Efficient generation
 - Cross check with full S+I+B generation



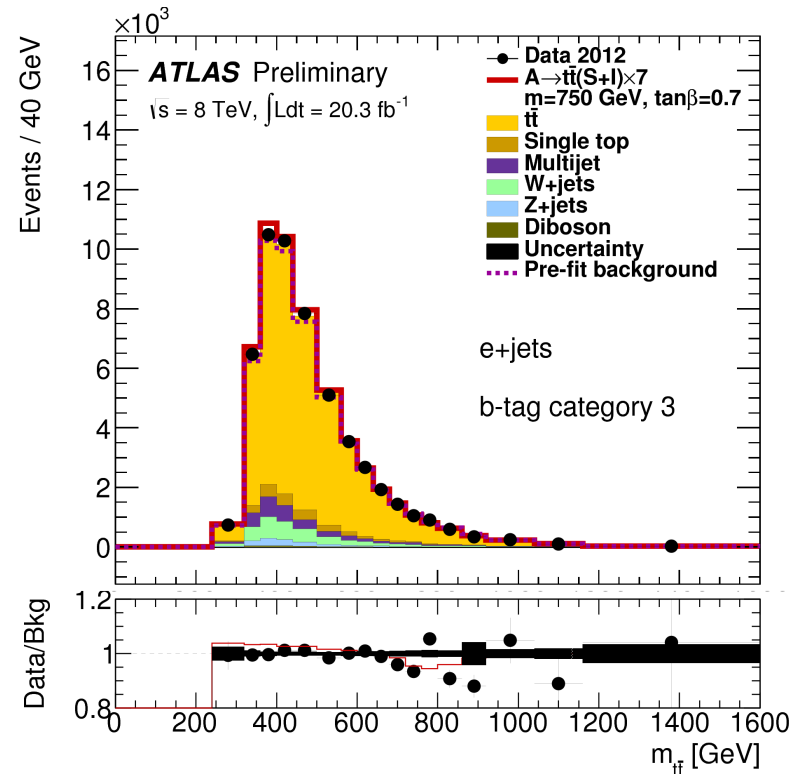
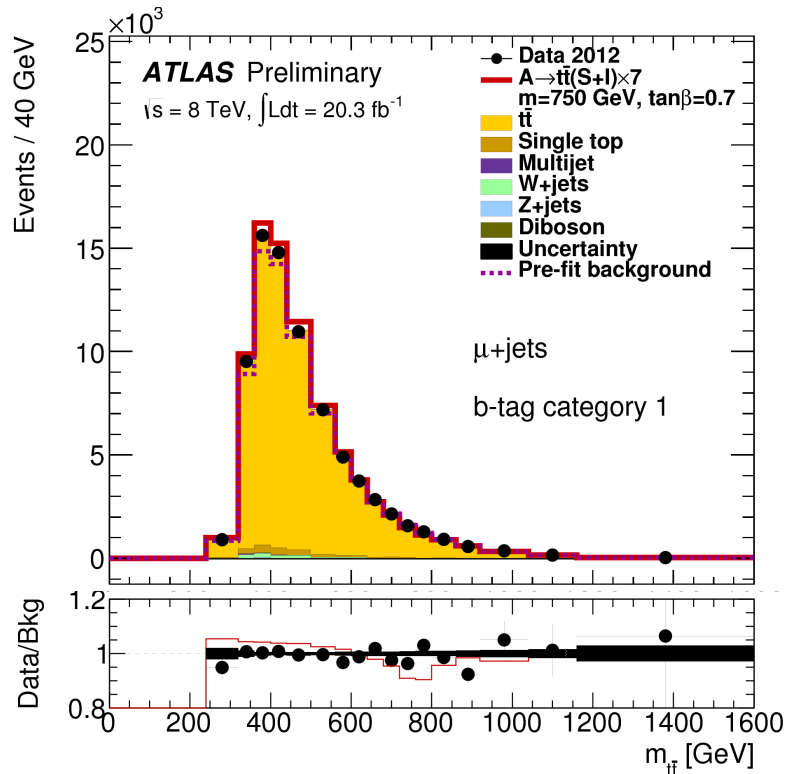
Parton level simulation

- S+I for e and μ channels after reconstruction and event selection
- Effect of interference remains but distorted relative to parton level.
 - In some cases strong or even completely negative component



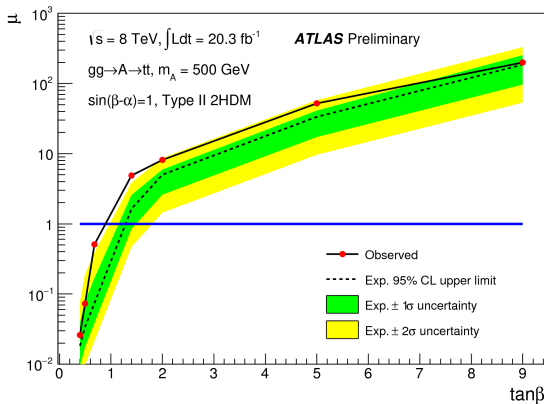
Interference

- Add signal+interference to Powheg+Pythia ttbar SM background
- No deviation from SM observed
- Set limits on Scalar model

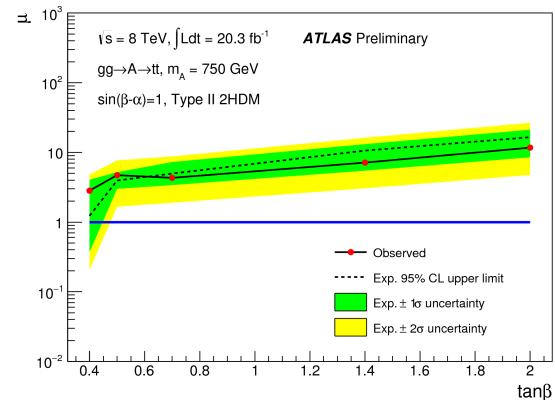


Scalar limits

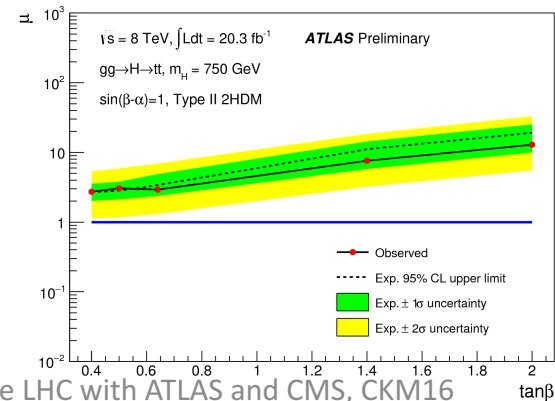
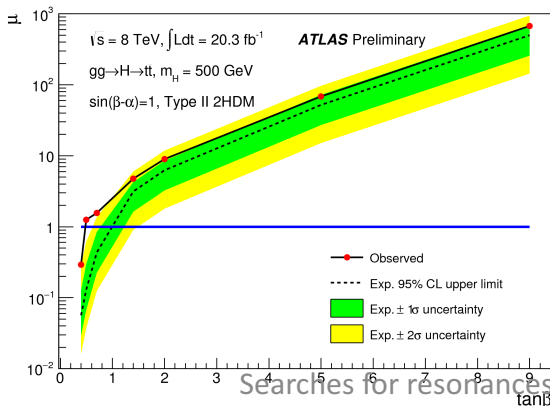
- Limits are set parameterising S+I and S as function of $\sqrt{\mu}$
 - $\mu S + \sqrt{\mu} I + B = \sqrt{\mu}(S + I) + (\mu - \sqrt{\mu})S + B$
 - ($\mu=1$ for 2HDM type II)



$M_{H/A} = 500 \text{ GeV}$
 Excluded region for pseudoscalar:
 $\tan\beta < 0.85$
 For scalar $\tan\beta < 0.45$



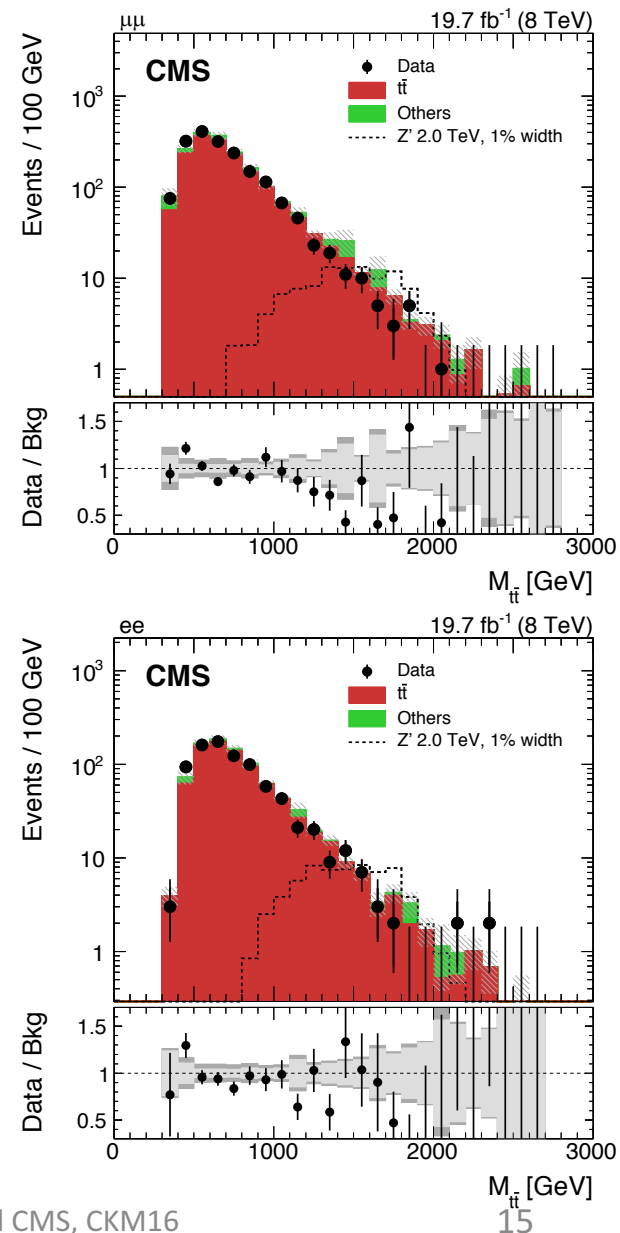
No limit on $\tan\beta$ for $M_{H/A} = 750 \text{ GeV}$




Di-leptonic analysis at 8TeV

Phys. Rev. D 93 (2016) 012001

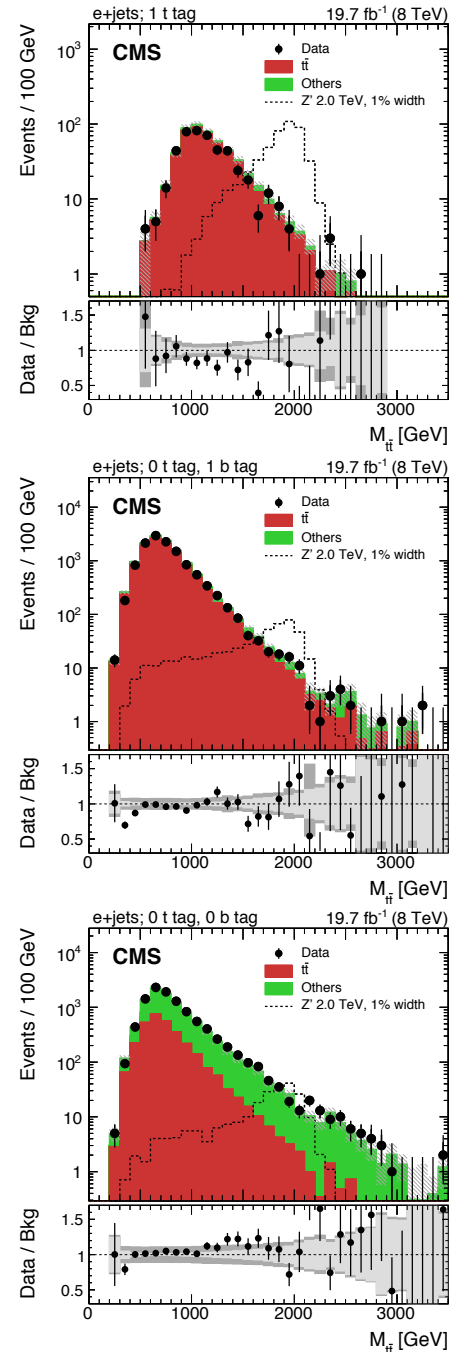
- 2 opposite charged leptons
 - No isolation
 - ee: $p_t > 85 \text{ GeV}$ & $20 \text{ GeV} < |\eta| < 2.5$
 - e μ : $p_t^m > 45 \text{ GeV}$ $|\eta| < 2.1$ & $p_t^e > 20 \text{ GeV}$ $|\eta| < 2.5$
 - $\mu\mu$: $p_t > 45 \text{ GeV}$ $|\eta| < 2.1$ & $20 \text{ GeV} < |\eta| < 2.4$
- ≥ 2 Anti-kt R=0.5 (AK5) jets
- Lepton isolation
 - $\Delta R(l, \text{jet}) > 0.5$ or $\Delta p_t^{\text{rel}}(l, \text{jet}) > 15 \text{ GeV}$
 - $\Delta R(l^{\text{leading}}, \text{jet}) < 1.2$ and $\Delta R(l^{\text{subleading}}, \text{jet}) < 1.5$
- $E_{T\text{-miss}} > 30 \text{ GeV}$
 - Veto Z+jet & multi-jet backgrounds
- Approximate $M_{t\bar{t}}$ reconstructed
 - Assign $E_{T\text{-miss}}$ to total $E_{T\text{-miss}}$ of neutrinos
 - p_z of neutrino = 0





Semi-leptonic at 8TeV

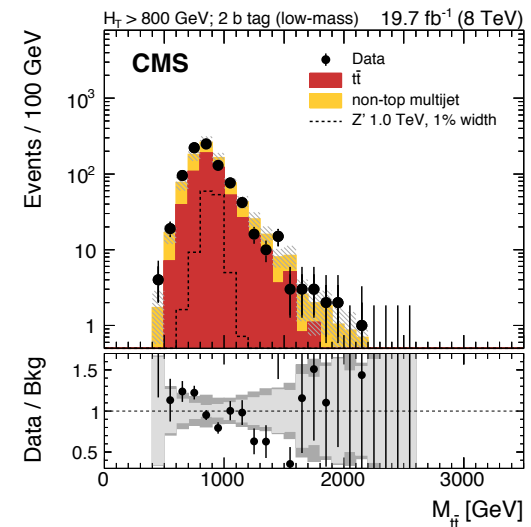
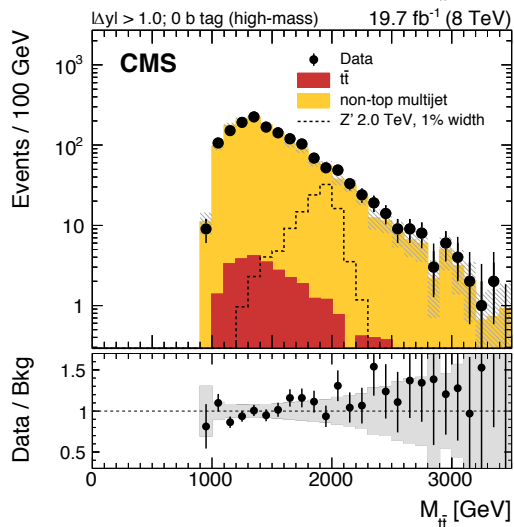
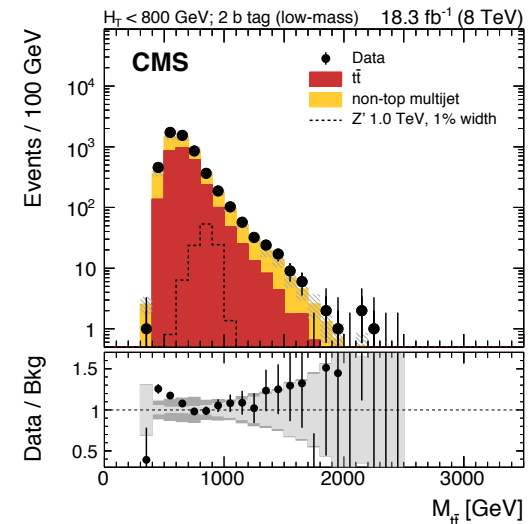
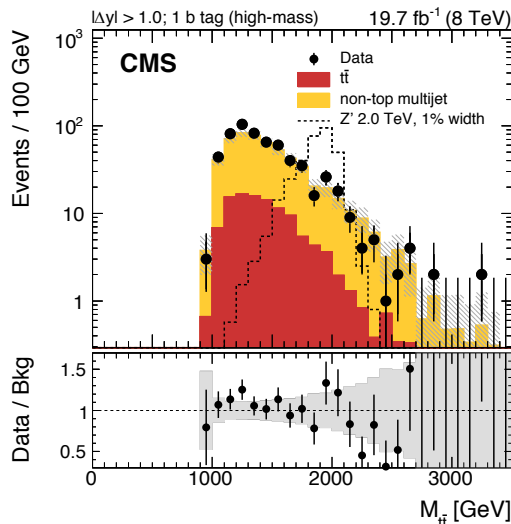
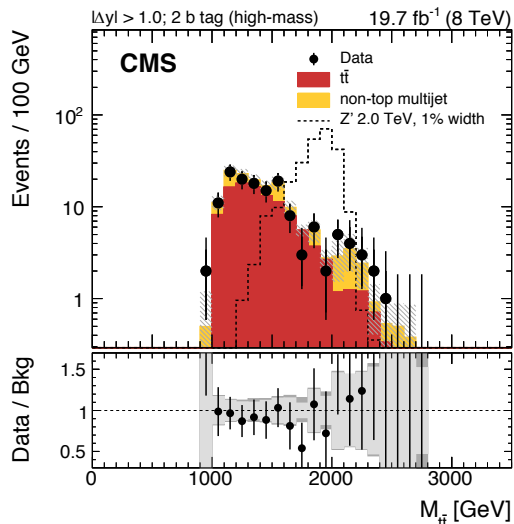
- Exactly 1 electron or muon
 - Avoid overlap with dilepton channel
 - $p_t^\mu > 45\text{GeV}$ $|\eta| < 2.1$ or $p_t^e > 35\text{GeV}$ $|\eta| < 2.5$
- ≥ 2 jets
 - $p_t^{\text{leading}} > 150\text{GeV}$ and $p_t^{\text{subleading}} > 50\text{GeV}$
 - AK5 and Cambridge-Aachen jets with $R=0.8$ (CA8) for boosted top-quark decays
 - Events with ≥ 2 CA $R=0.8$ jets are rejected to prevent overlap with all-hadronic analysis
- Lepton isolation
 - $\Delta R(l, \text{jet}) > 0.5$ or $\Delta p_t^{\text{rel}}(l, \text{jet}) > 25\text{GeV}$
- $E_T\text{-miss} > 50\text{GeV}$
 - Multi-jet backgrounds
- $M_{t\bar{t}}$ reconstructed
 - Minimise $\chi^2(M_{t_l}, M_{t_h}, M_W, p_{t_{tt}})$ to select and assign correct jets
 - If event has a single CA8 t-tagged, this is taken as the hadronic jet
- Split into different tagging categories for each lepton flavour
 - 1 CA8 t-tagged jet
 - 0 CA8 t-tagged jet, 1 b-tagged jet
 - 0 CA8 t-tagged jet, 0 b-tagged jets



All-hadronic at 8TeV

- Determine if high mass, if not treat as low mass event
- High mass
 - 2CA8 jets t-tagged $p_t > 400\text{GeV}$, $|\eta| < 2.4$, $\Delta\phi < 2.1$
 - Consider two regions: $\Delta|y| < 1.0$ and $\Delta|y| > 1.0$ (dominated by multi-jets)
- Low mass
 - 2CA15 jets t-tagged $p_t > 200\text{GeV}$
 - Split in $H_T = \sum |p_T| < 800\text{GeV}$ and $H_T > 800\text{GeV}$
- Multi-jet background calculated from data
- Categorized according to number of b-tagged sub-jets

All-hadronic at 8TeV

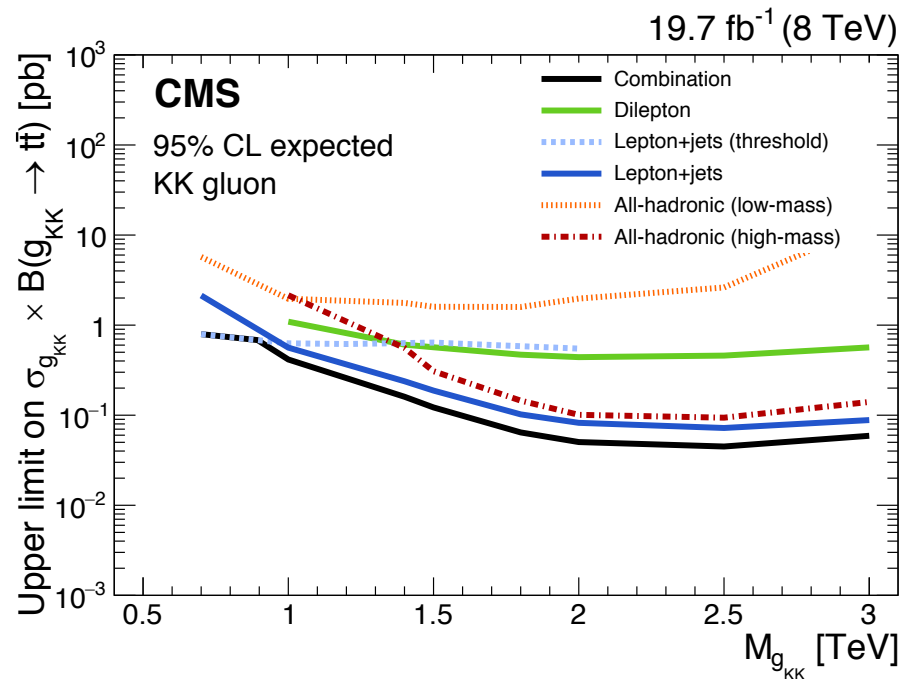
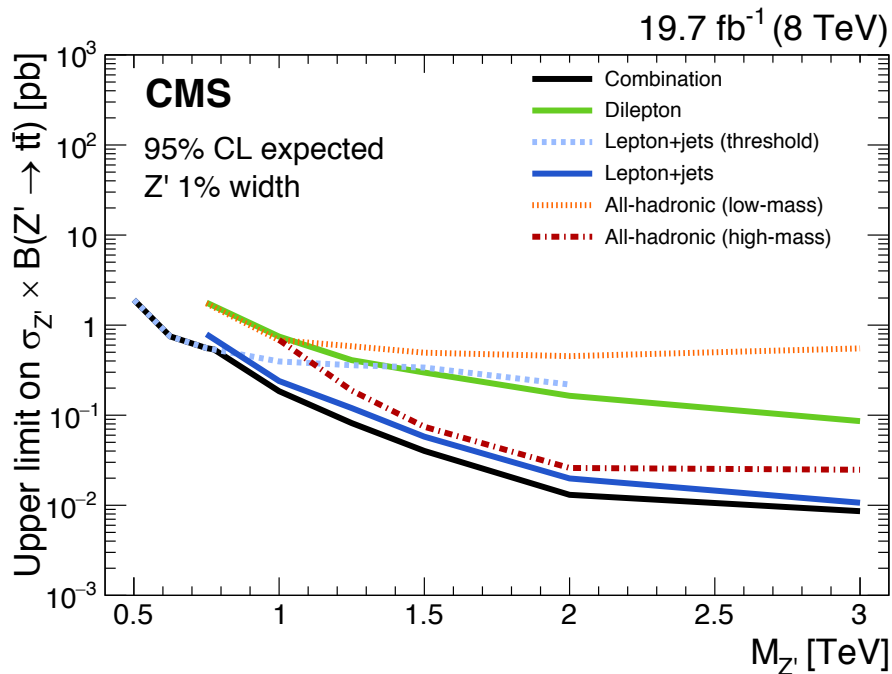


High mass

No significant deviations from standard model observed

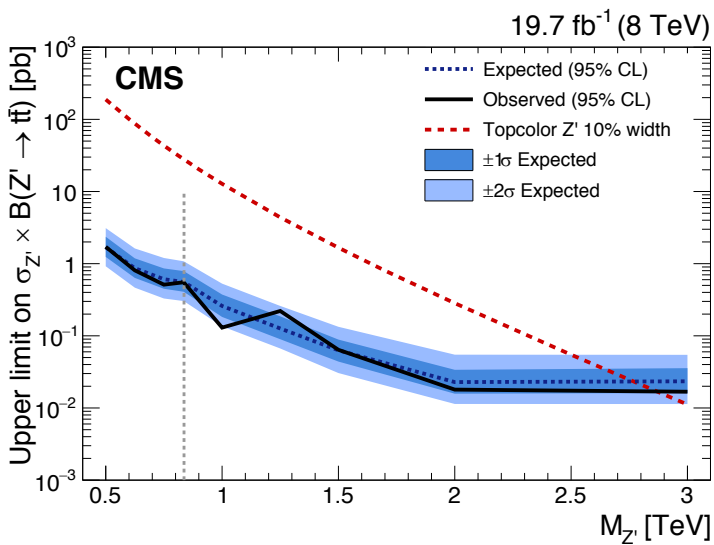
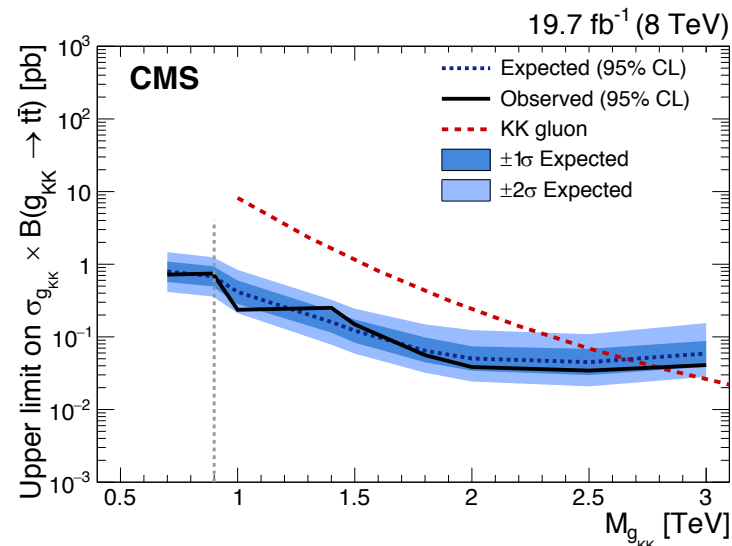
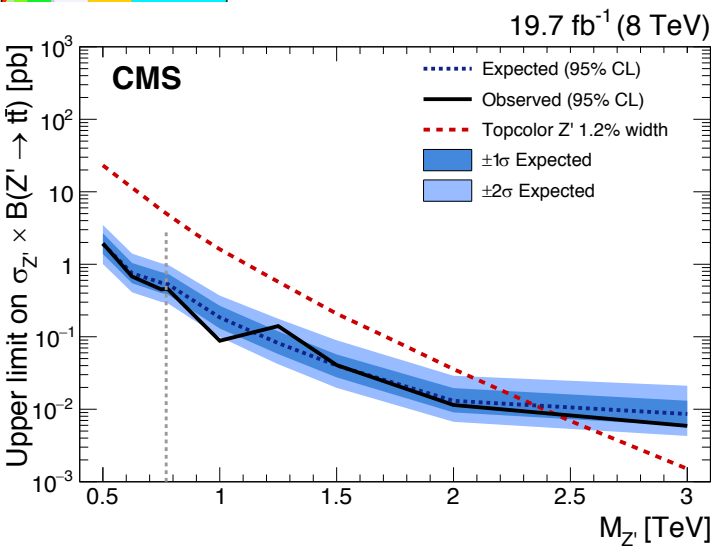
Low mass

Results at 8TeV



95% CL upper limits on cross-section X branching ratio for Z' and KK gluon

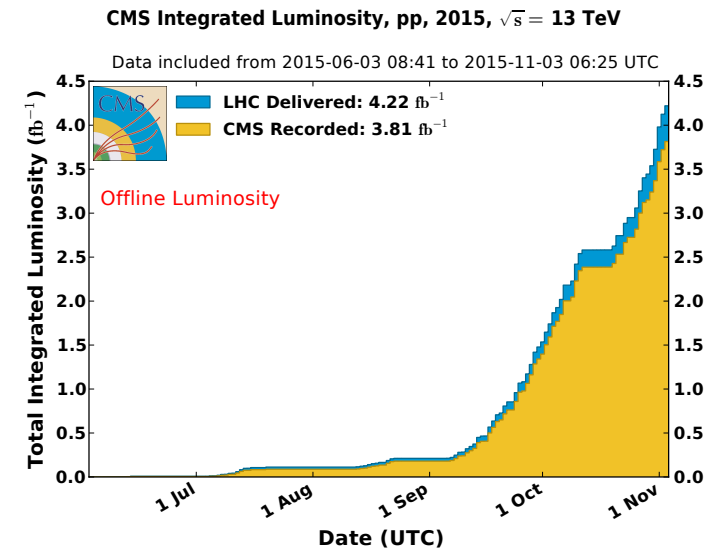
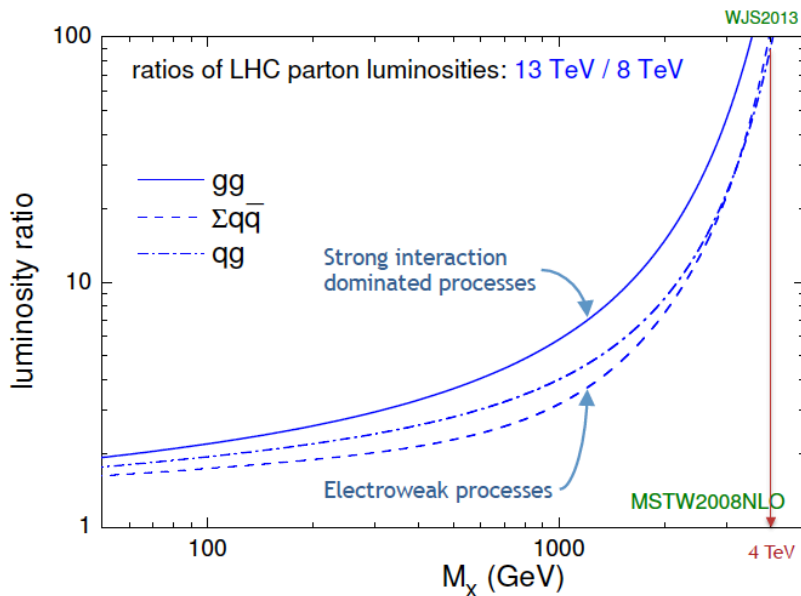
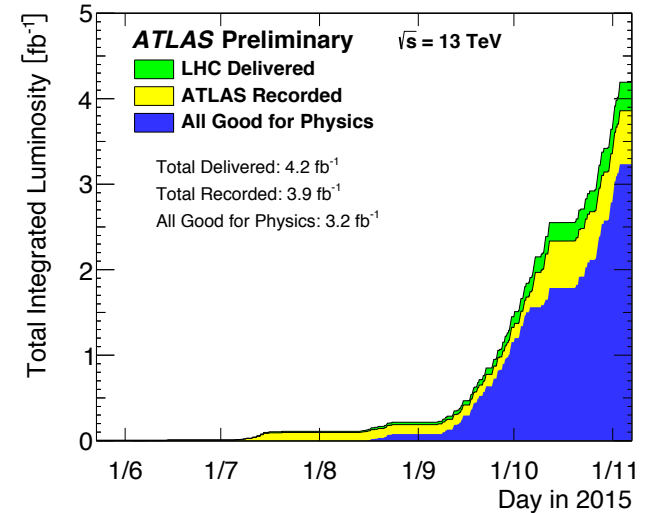
Combined Results at 8TeV



	Mass limit [TeV]						Combined Exp. Obs.	
	Dilepton channel		Lepton+jets channel		All-hadronic channels			
	Exp.	Obs.	Exp.	Obs.	Exp.	Obs.		
$Z', \Gamma_{Z'}/M_{Z'} = 1.2\%$	1.4	1.5	2.2	2.3	2.1	2.1	2.4	2.4
$Z', \Gamma_{Z'}/M_{Z'} = 10\%$	2.1	2.2	2.7	2.8	2.5	2.5	2.8	2.9
RS KK gluon	1.8	2.0	2.5	2.5	2.4	2.3	2.7	2.8

Run-2 at 13TeV

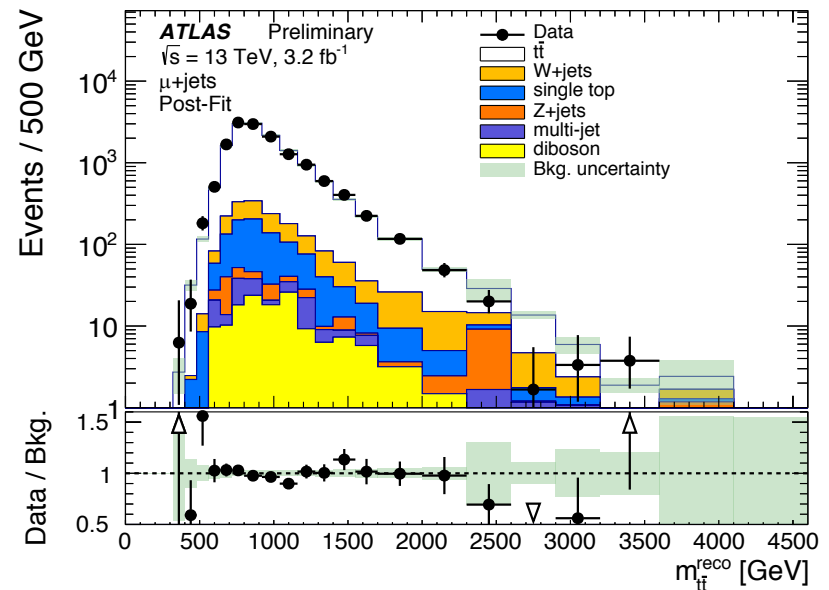
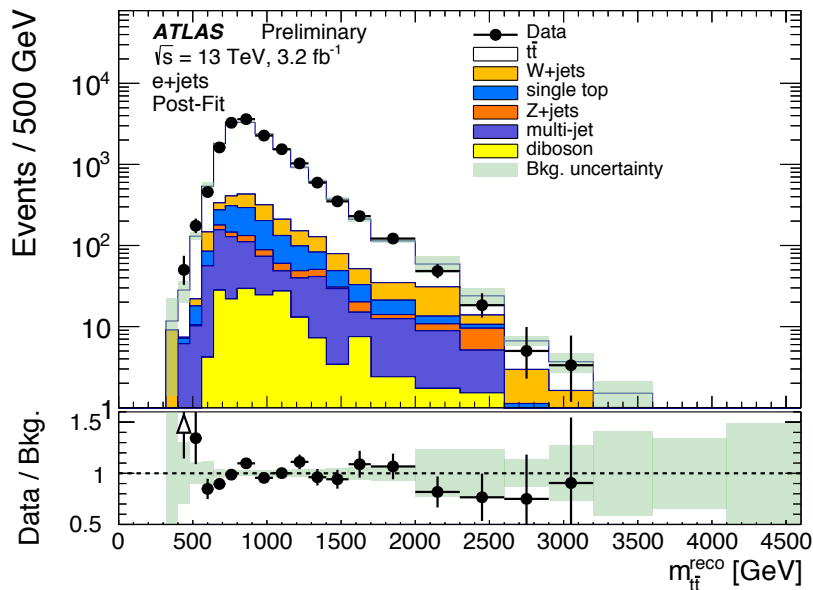
- 2015 very successful for rebooting LHC at 13TeV, and ATLAS & CMS after long shutdowns
 - 2016 luminosities:
ATLAS: 36fb^{-1}
CMS: 32.87fb^{-1} (preliminary)
- Significant increase in parton luminosity of heavy particles
 - >10 increase for $\sim 3\text{TeV}$ mass object



Semi-leptonic channel at 13TeV

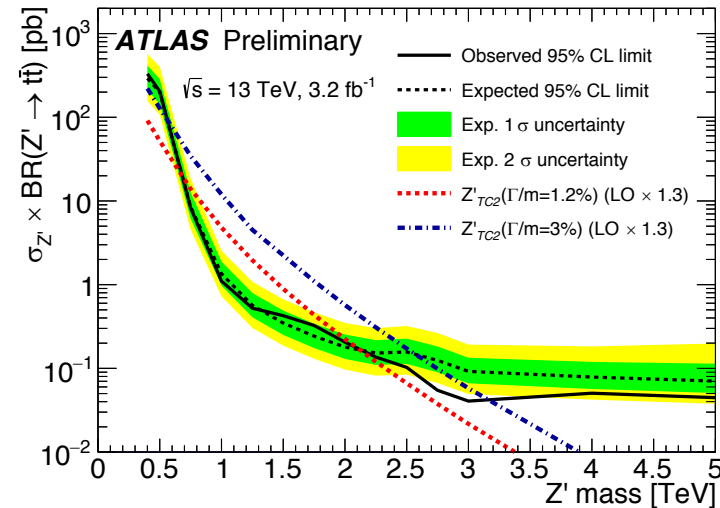
ATLAS-CONF-2016-014

- Focus on highly boosted top quarks with 3.2fb^{-1} at 13TeV (2015 data)
- Similar analysis to 8TeV
 - Improved b-tagging
 - Use Anti-kt R=0.2 track jets as higher efficiency at heavier masses




Semi-leptonic channel at 13TeV

	e+jets	μ +jets
$t\bar{t}$	3000 ± 700	3000 ± 700
W +jets	200 ± 140	200 ± 40
Single top	190 ± 40	180 ± 40
Z +jets	33 ± 12	26 ± 12
Multi-jet	130 ± 70	19 ± 11
Diboson	46 ± 11	37 ± 8
Total	3700 ± 800	3400 ± 800
Data	3352	3074



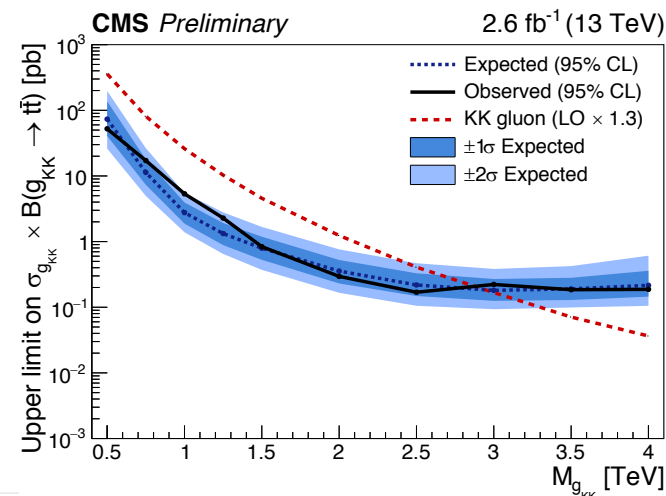
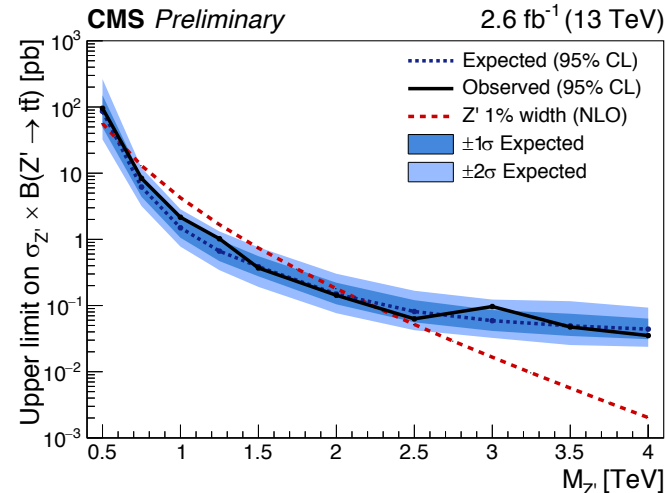
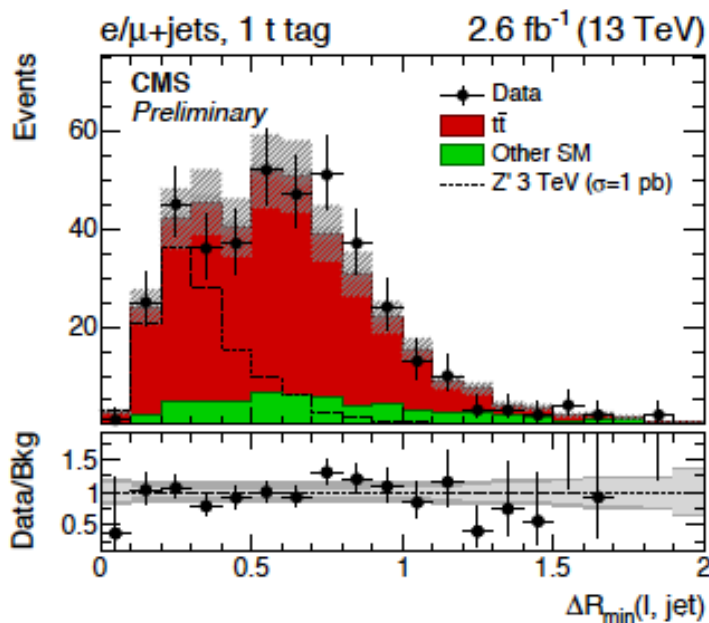
- No significant deviations from SM found
- Use Z'_{TC2} to set limits
 - $\Gamma/M_{Z'} = 1.2\%$: $0.7\text{TeV} < M < 2.1\text{TeV}$ expected
($0.7\text{TeV} < M < 2.0\text{TeV}$ observed)
 - $\Gamma/M_{Z'} = 3\%$: $0.7\text{TeV} < M < 2.5\text{TeV}$ expected
($0.7\text{TeV} < M < 3.2 \text{ TeV}$ observed)



Semi-leptonic channel at 13TeV

CMS-PAS-B2G-15-002

- 2.6fb^{-1} (2015 data)
- Highly boosted analysis to focus on high M_{tt}
- No significant deviation from SM is found



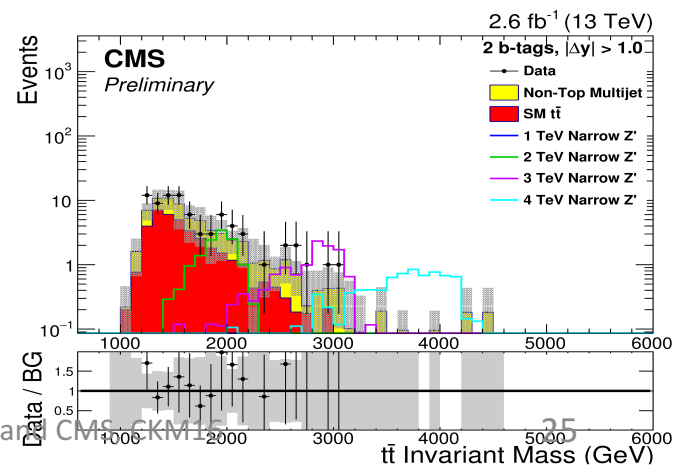
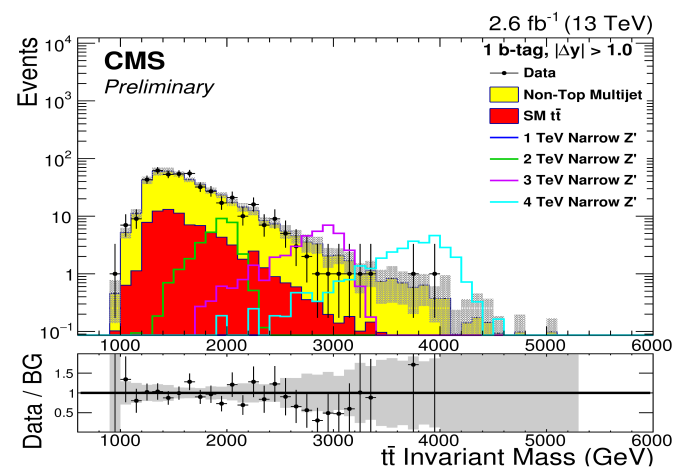
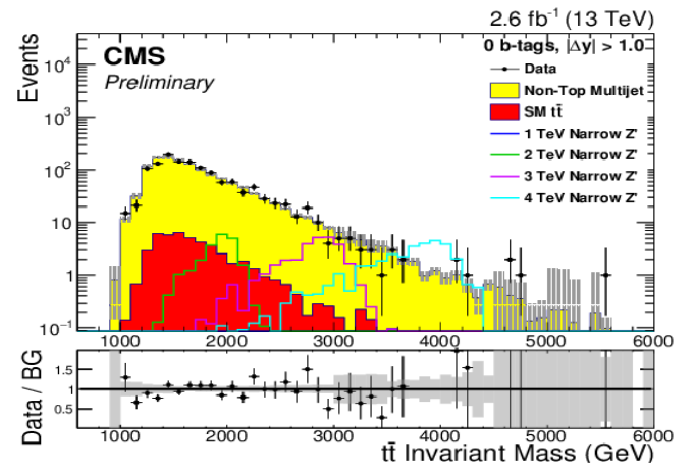
signal	excluded mass regions [TeV]		
	μ + jets observed (expected)	e + jets observed (expected)	combination observed (expected)
Z' (1% width)	0.5 – 1.8 (0.6 – 1.9)	1.0 – 1.1, 1.3 – 2.2 (0.9 – 1.7)	0.6 – 2.3 (0.6 – 2.1)
Z' (10% width)	0.5 – 3.2 (0.5 – 3.3)	0.5 – 3.2 (0.5 – 3.2)	0.5 – 3.4 (0.5 – 3.5)
Z' (30% width)	0.5 – 3.9 (0.5 – 4.0)	0.5 – 3.8 (0.5 – 3.8)	0.5 – 4.0 (0.5 – 4.0)
KK gluon	0.5 – 2.7 (0.5 – 2.8)	0.6 – 2.7 (0.6 – 2.5)	0.5 – 2.9 (0.5 – 2.9)



All-hadronic channel at 13TeV

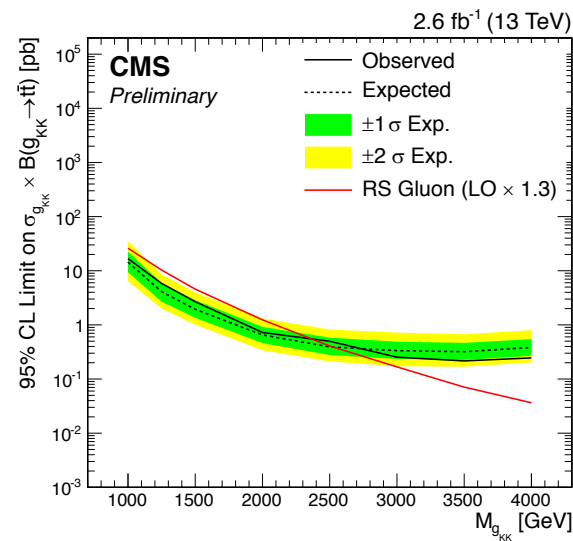
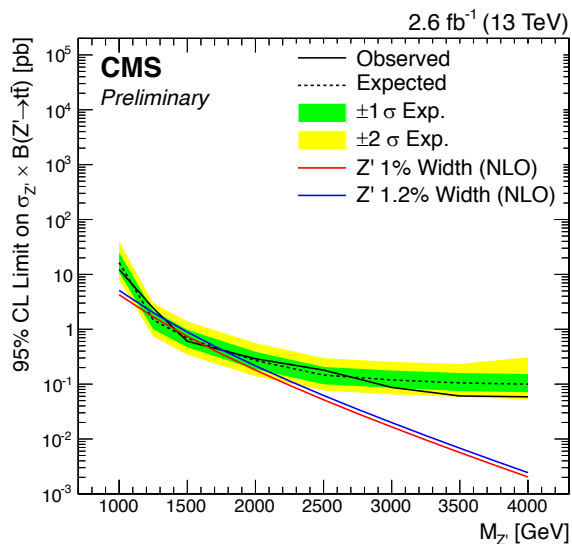
CMS-PAS-B2G-15-003

- All-hadronic final state
- Identify two large-R jets (Anti-kt R=0.8) as top candidates
- Tag t-quark jets using
- Event categories:
 - 0,1,2-b-tags
 - $\Delta n(j_1, j_2) > 0.1$ and $\Delta v(j_1, j_2) < 0.1$



CMS 13TeV: all-hadronic

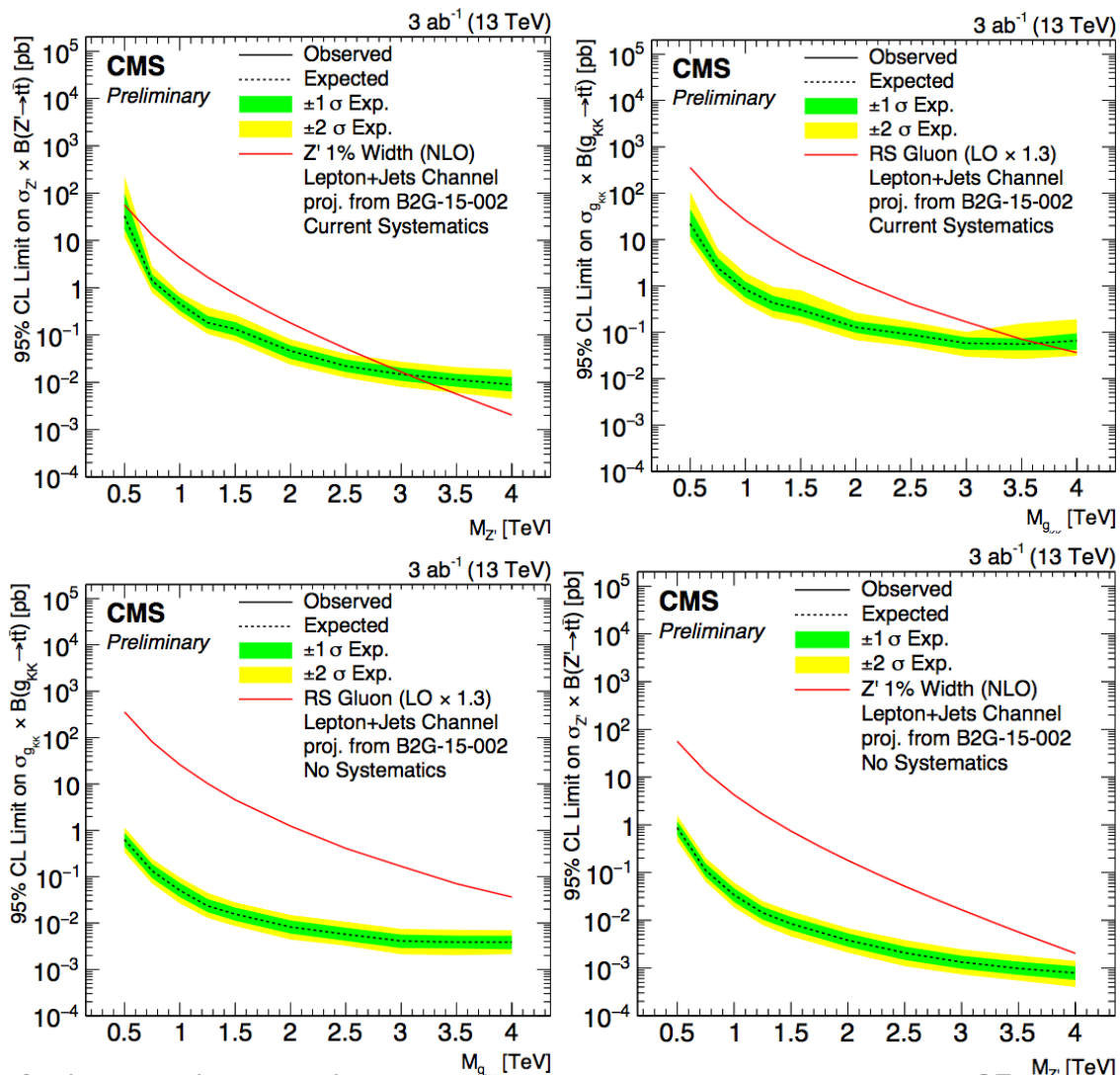
- No significant deviations from SM found
- Set limits for Z'_{TC2} and KK-gluon



Signal Model	Exclusion Ranges (TeV)	
	Expected	Observed
Z' (1% Width)	1.2 – 1.6	1.4 – 1.6
Z' (10% Width)	1.0 – 3.1	1.0 – 3.3
Z' (30% Width)	1.0 – 3.7	1.0 – 3.8
RS Gluon	1.0 – 2.5	1 – 2.4

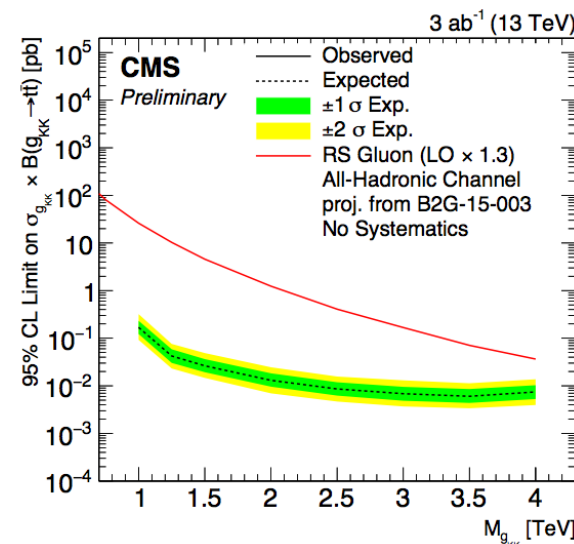
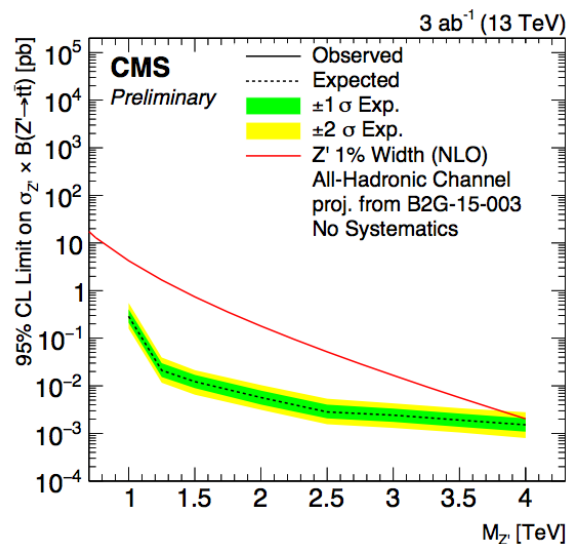
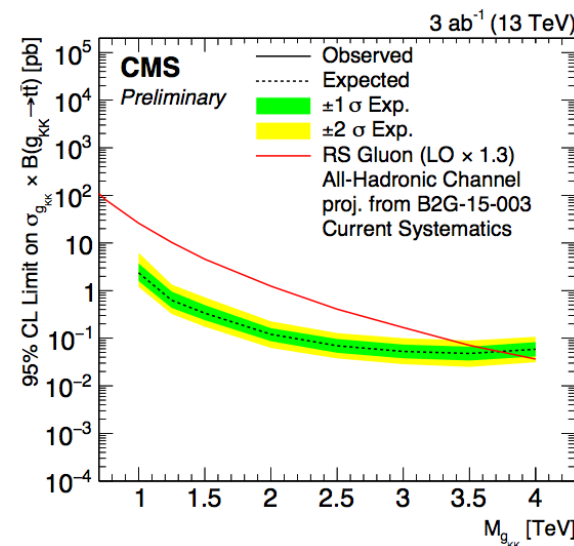
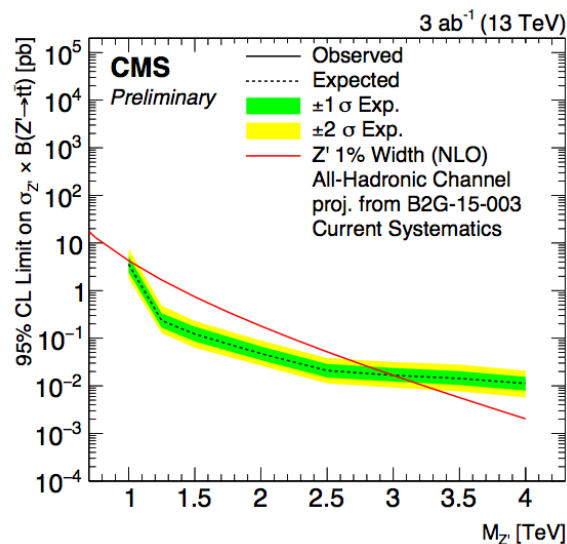
HL-LHC projections

- Performance extrapolations for 3000fb^{-1} at HL-LHC
- Extrapolate with current systematics
- Extrapolate with no systematics
- Project semi-leptonic
- Limits extended to 3 TeV for Z' and 3.5 TeV for KK-gluon



HL-LHC projections

- Performance extrapolations for 3000fb^{-1} at HL-LHC
- Extrapolate with current systematics and with no systematics (most optimistic results)
- Project all hadronic
- Limits extended to 3 TeV for Z' and 3.5 TeV for KK-gluon



Summary of results at 8 and 13 TeV

13TeV		Mass limit (95% CL upper limit on $\sigma \times \text{Br}$)
ATLAS 3.2fb ⁻¹ semi-leptonic	Z' 1.2% width	0.7<M<2.0 TeV
CMS 2.6fb ⁻¹ all-hadronic	Z' 1% width	1.2<M<1.6 TeV
	RS KK-gluon	1.0<M<2.5 TeV (17pb @ 1TeV– 0.25pb @ 4TeV)
CM 2.6fb ⁻¹ semi-leptonic	Z' 1% width	0.6<M<2.1 TeV
	RS KK-gluon	0.5<M<2.9 TeV 73.4pb @ 0.5TeV– 0.22pb @ 4TeV)
8TeV		
ATLAS 20.3fb ⁻¹ semi-leptonic	Z' 1.2% width	M<2.0 TeV
	RS KK-gluon	M<2.3TeV (4.8pb @ 0.4TeV – 0.09 pb @ 3TeV)
CMS 19.7fb ⁻¹ (Combined)	Z' 1% width	M<2.4TeV
	RS KK-gluon	M<2.7 TeV (17pb @ 0.7TeV– 0.059pb @ 3TeV)

CMS result at 8TeV, combination of di-leptonic, semi-leptonic, all-hadronic channels

Summary

- Results on $t\bar{t}$ resonance searches at 8TeV and 13TeV from ATLAS & CMS
 - Complementary analyses covering all decay channels of $t\bar{t}$ events
- Search for resonances on non-resonant SM background show no significant deviations from the Standard Model
- Limits are set using specific physics models: up to $\sim 2\text{TeV}$ for Z' (colour singlets) and $\sim 2.7\text{TeV}$ for RS KK-gluons (colour octet)
- 13TeV limits using 2015 data only, $\sim 3\text{fb}^{-1}$, agree with current 8TeV limits
 - Expect full 13TeV dataset with $\sim 20\text{fb}^{-1}$, to significantly extend mass limits
- *Watch this space for new results from LHC run 2*
- In the future HL-LHC will allow limits to be extended

BACKUP

References

- ATLAS 8-TeV analysis: *JHEP 1508 (2015) 148*
- ATLAS 8-TeV H/A re-interpretation: *ATLAS-CONF-2016-073*
- CMS 8-TeV analysis : *Phys. Rev. D 93 (2016) 012001*

- ATLAS 13-TeV analysis: *ATLAS-CONF-2016-014*
- CMS 13-TeV analysis: *CMS-PAS-B2G-15-002; CMS-PAS-B2G-15-003*

ATLAS 8TeV systematics on the yield

Systematic Uncertainties	Resolved selection yield impact [%]		Boosted selection yield impact [%]	
	total bkg.	Z'	total bkg.	Z'
Luminosity	2.5	2.8	2.6	2.8
PDF	2.4	3.6	4.7	2.3
ISR/FSR	3.7	–	1.2	–
Parton shower and fragmentation	4.8	–	1.5	–
$t\bar{t}$ normalisation	5.3	–	5.5	–
$t\bar{t}$ EW virtual correction	0.2	–	0.5	–
$t\bar{t}$ generator	0.3	–	2.6	–
$t\bar{t}$ top quark mass	0.6	–	1.4	–
W +jets generator	0.3	–	0.1	–
Multi-jet normalisation, e +jets	0.5	–	0.2	–
Multi-jet normalisation, μ +jets	0.1	–	< 0.1	–
JES+JMS, large-radius jets	0.1	2.1	9.7	2.8
JER+JMR, large-radius jets	< 0.1	0.3	1.0	0.2
JES, small-radius jets	5.6	2.6	0.4	1.4
JER, small-radius jets	1.8	1.4	< 0.1	0.2
Jet vertex fraction	0.8	0.8	0.2	< 0.1
b -tagging b -jet efficiency	1.1	2.0	2.9	17.1
b -tagging c -jet efficiency	0.1	0.7	0.1	2.1
b -tagging light-jet efficiency	< 0.1	< 0.1	0.5	0.2
Electron efficiency	0.3	0.6	0.6	1.3
Muon efficiency	0.9	1.0	1.0	1.1
MC statistical uncertainty	0.4	6.0	1.3	1.8
All systematic uncertainties	10.8	8.8	13.4	18.0