

Timing and Spectral studies of the transient X-ray binary pulsar KS 1947+300

Prahlad Epili

Collaborators

Sachindra Naik

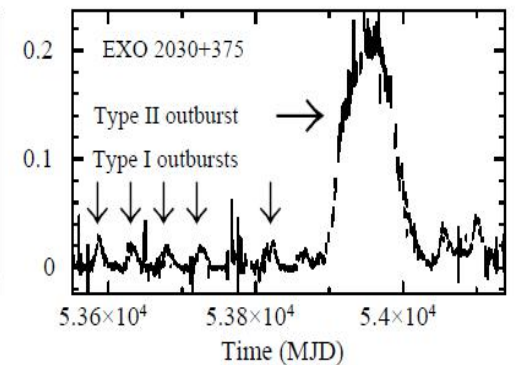
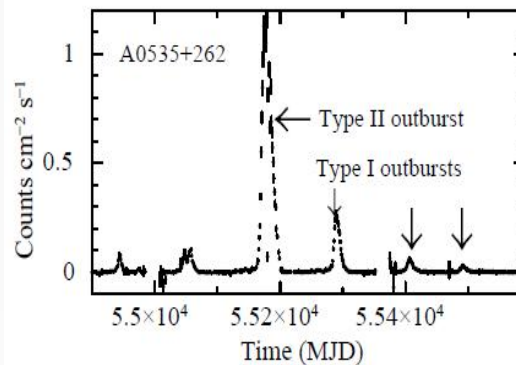
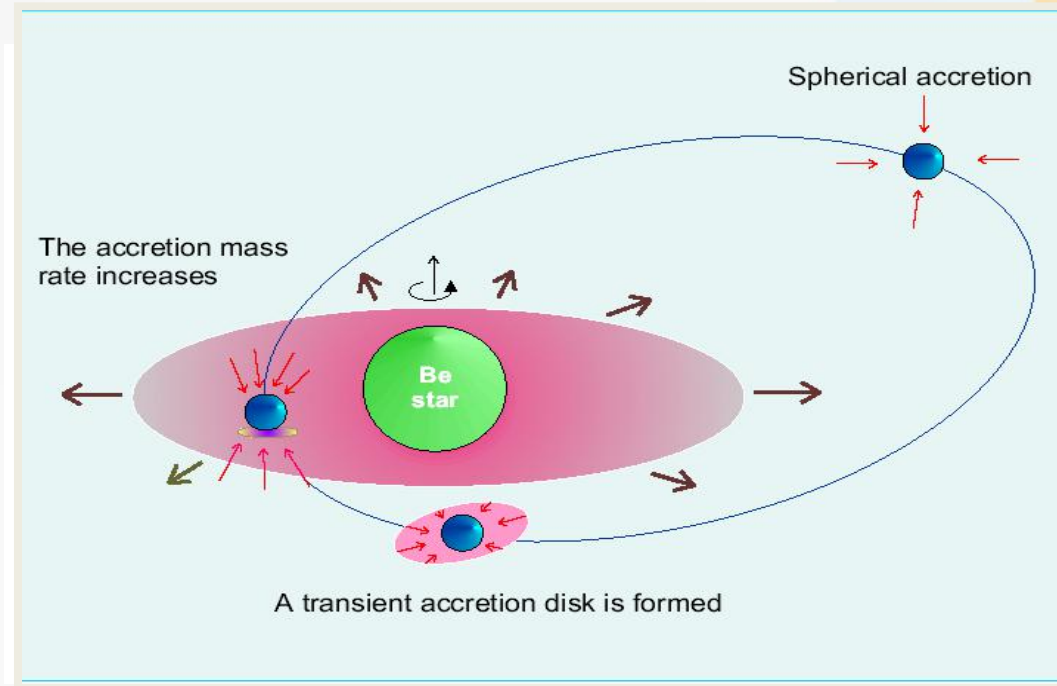
Gaurava K. Jaisawal

Physical Research Laboratory

Ahmedabad

Be/X-ray Binary Pulsars

- Be star + X-ray Pulsar
- Neutron Star is in a wide and eccentric ($0.1 \leq e < 0.3$) orbit in these systems.
- X-ray outbursts : due to interaction of NS with the circumstellar disk of Be star.
- Outbursts : Type-I and II

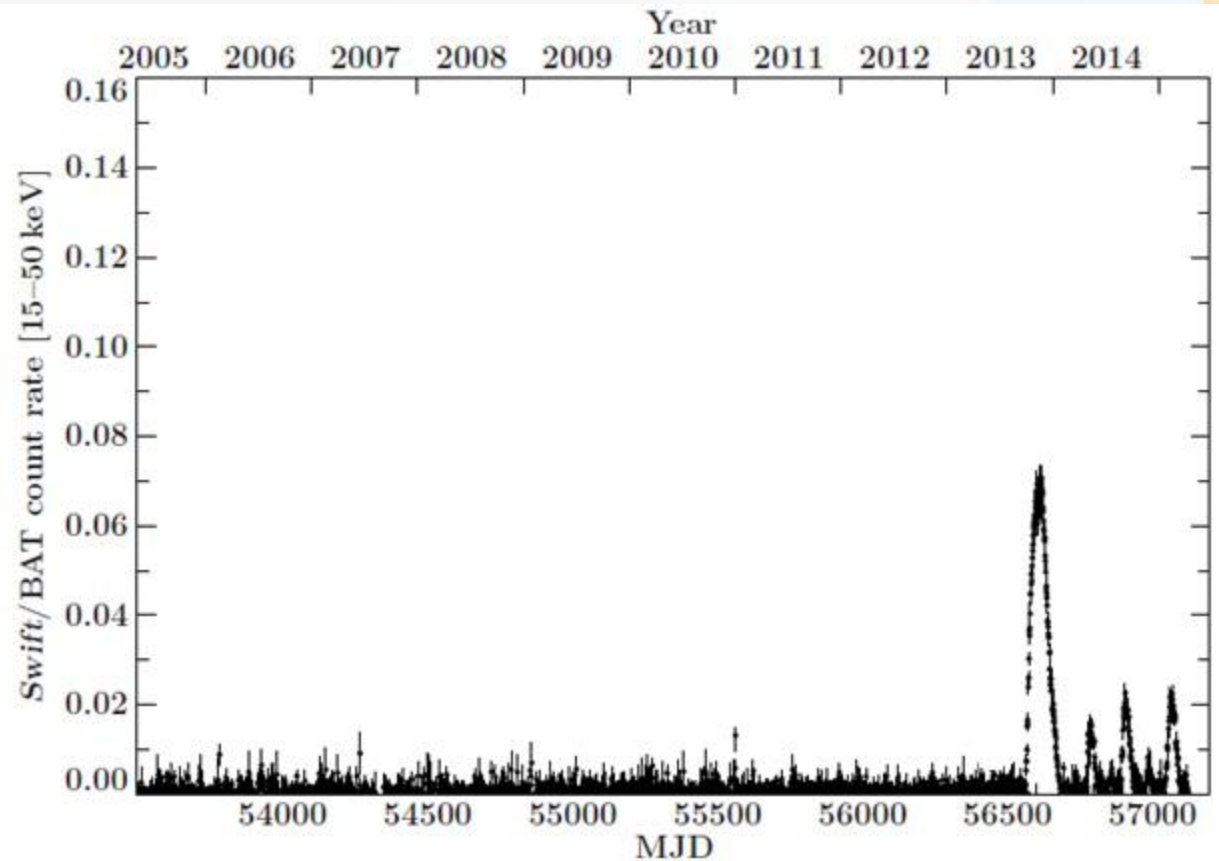


KS 1947+300

A Neutron Star Be/X-ray Binary

Swift/BAT light curve (Krimm et. al. 2013) of KS 1947+300

Giant outburst in 2013.



KS 1947+300

A Neutron Star Be/X-ray Binary

Swift/BAT light curve (Krimm et. al. 2013) of KS 1947+300 with a zoomed view of 2013 outburst, marked with the *Suzaku* observations.

Giant outburst in 2013.

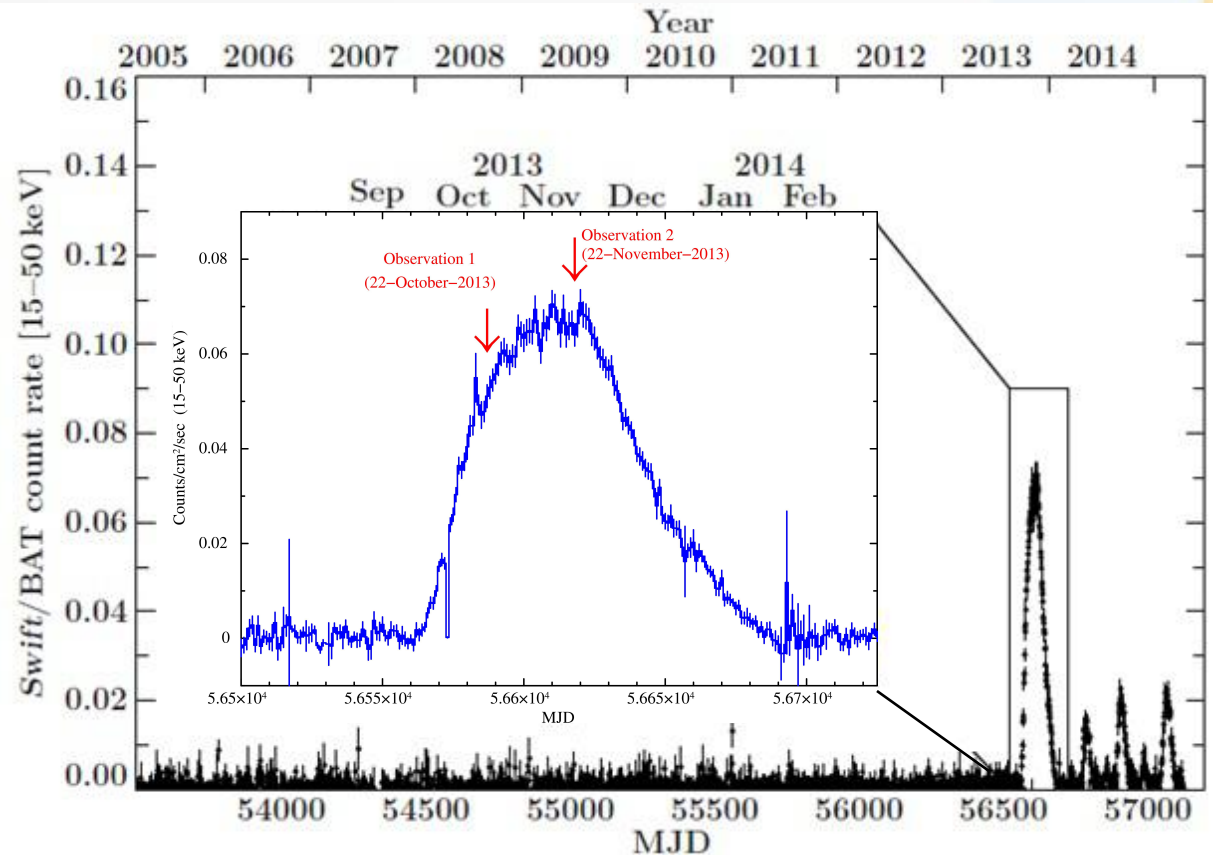
Pulsations Detected with
Pulse periods of :

18.8088 s (Observation-1)

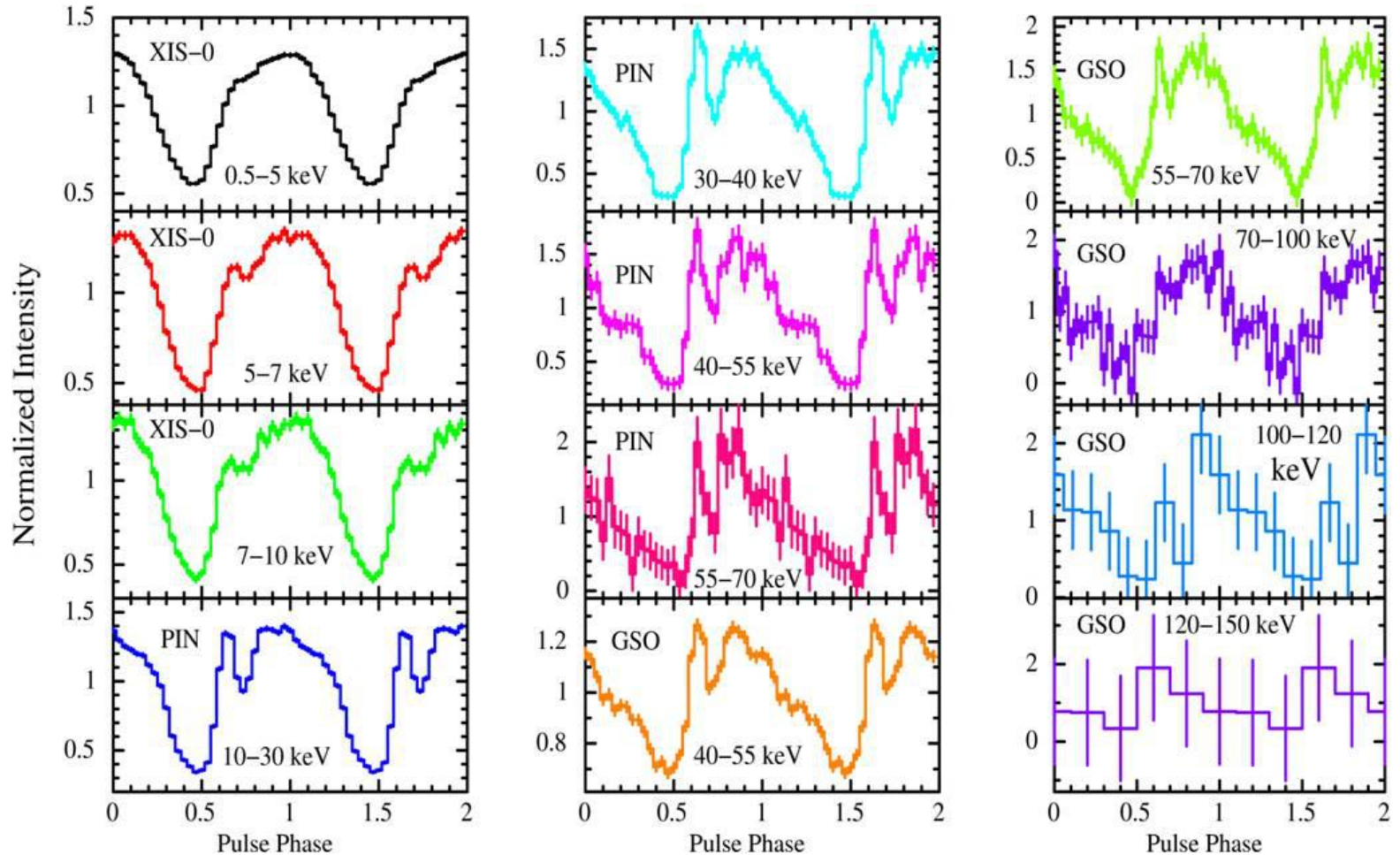
18.7878 s (Observation-2)

Pulsar is Spinning Up !!

$(d\omega/dt) = 1.27 \times 10^{-5}$ [Hz/day]



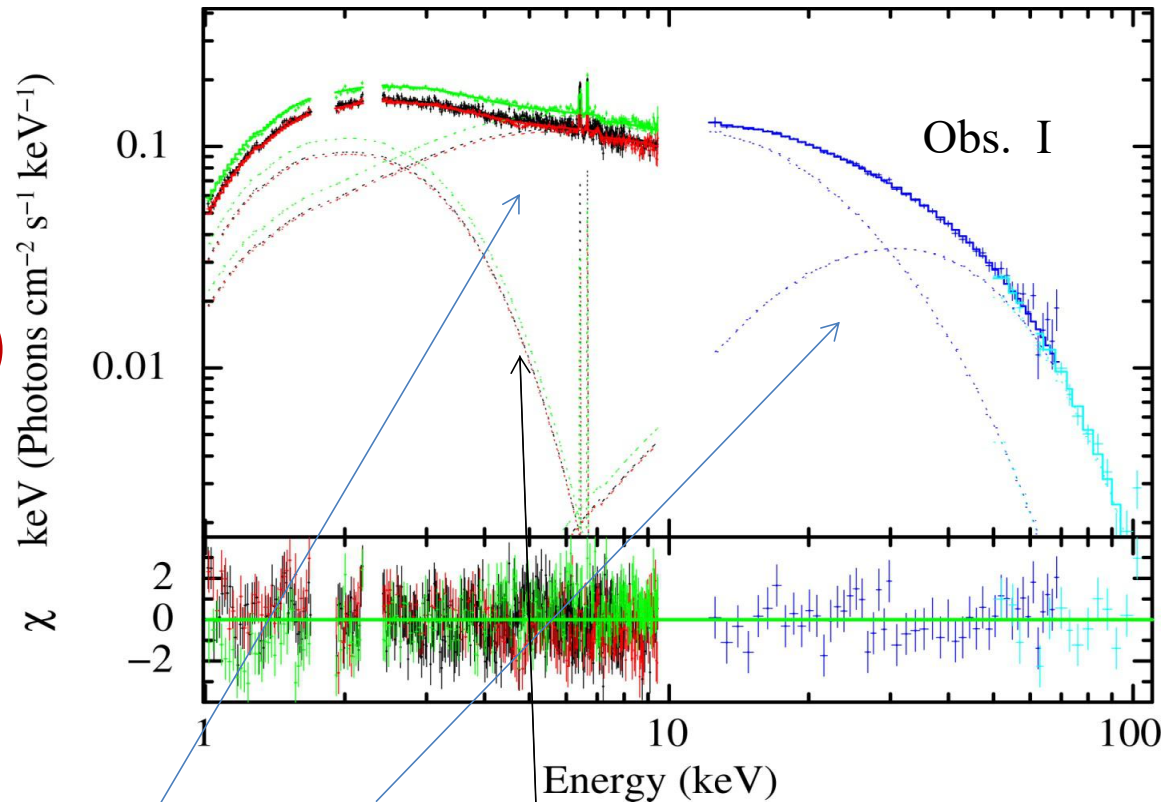
Timing Properties (Pulse Profiles)



Energy resolved pulse profiles of KS 1947+300 from Observation-1

Phase-averaged Spectroscopy

- Deconvoluted Spectra with the best-fitted (NPEX) model



Spectral Model :

$$F_{ph,model}(E) = \text{Const} \times \text{PCFABS} \times \text{PHABS} \times (\text{CUTOFFPL} + \text{CUTOFFPL} + \text{BBODY} + \text{Gauss} + \text{Gauss}) \times \text{CYCLABS}$$

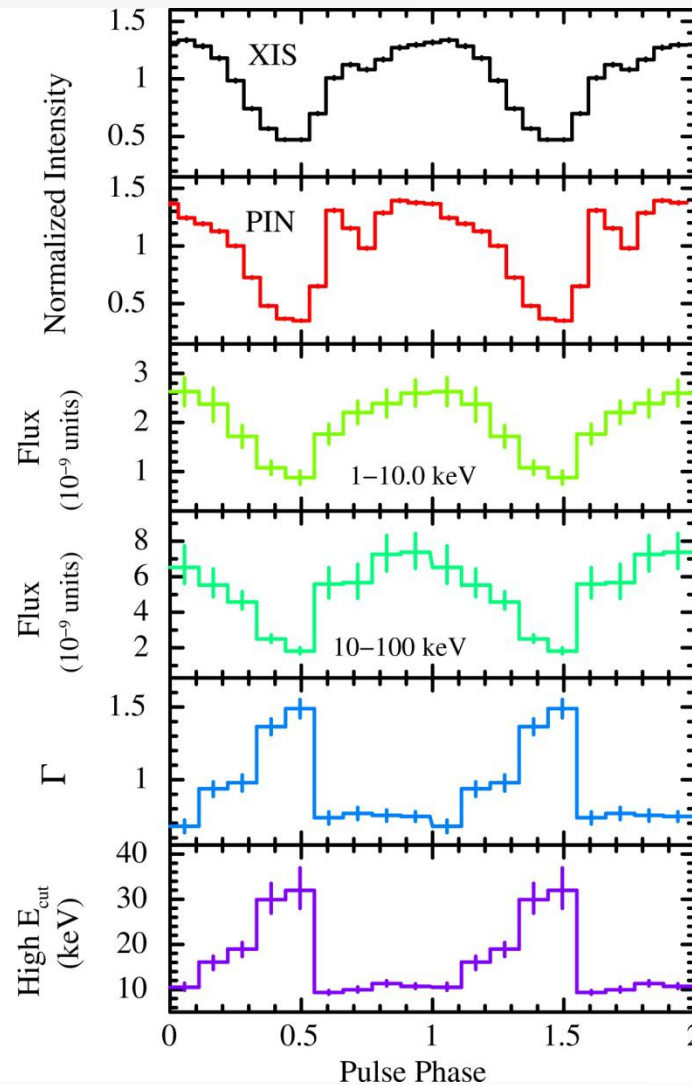
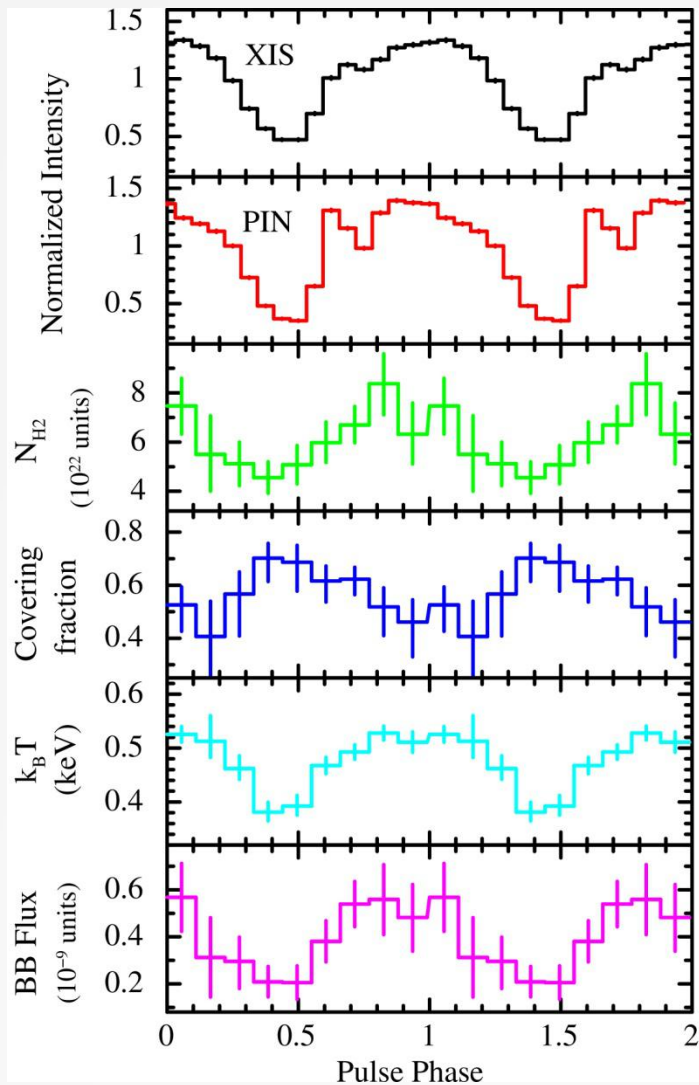
Lines Identified: **Fe 6.4 keV + Fe 6.7 keV**

fixed

Fürst et. al. 2014: $E_{\text{CRSF}} = 12.2 \text{ keV}$ $\sigma_{\text{CRSF}} = 2.5 \text{ keV}$ $\tau_{\text{CRSF}} = 0.16$

Pulse Phase-resolved Spectroscopy

spectral parameter variations with pulse phases



Observation-1

Soft X-ray excess emission in KS 1947+300

- Presence of excess emission in soft X-rays - pulsating with phase.

Soft X-ray excess detected in both the *Suzaku* observations.

Observation	Blackbody Flux (10^{-9} ergs cm $^{-2}$ s $^{-1}$)	Blackbody (kT) (keV)	Size of Emission region (km)
Obs. I	0.88 ± 0.13	0.54 ± 0.02	~31 km
Obs. II	1.34 ± 0.19	0.63 ± 0.03	~28 km

Size of soft X-ray excess emission region, indicates regions close to accretion column as most probable origin site of soft X-ray excess in KS 1947+300 .

Magnetic field estimation from the pulsar spin-up

$$\dot{\omega}_{su} \cong 10^{-9} [\text{Hz d}^{-1}] \Pi_{su} \mu_{30}^{1/11} v_8^{-4} \left(\frac{P_b}{10 \text{ d}} \right)^{-1} \dot{M}_{16}^{7/11}$$

(Shakura et. al. 2012, Postnov et. al. 2015)

$\dot{\omega}_{su}$: spin-up (angular frequency rate)
 $1.27 \times 10^{-5} [\text{Hz/d}]$ (present case)

Π_{su} : ~ 4.6 Dimensionless parameter, system independent

$P_b = 40.42 \text{ days}$, (Galloway et. al. 2004)

$\dot{M}_{16} = M / 10^{16} \left[\frac{g}{s} \right] = 100$, for the luminosity of $\sim 10^{38} \text{ erg s}^{-1}$

$v_8 = v / 10^8 \text{ cm s}^{-1} \sim 0.2$ (i.e. 200 km/s) stellar wind velocity for typical BeXRB
(Waters et. al. 1988)

$\mu_{30} = \mu / 10^{30} [\text{G cm}^3] \approx 0.6$ NS dipole magnetic moment
(estimated from spin-up rate)

$$B = \frac{2\mu}{R_{NS}^3} = 1.2 \times 10^{12} \text{ G}$$

From cyclotron line measurements, $B \sim 1.1 \times 10^{12} (1+z) \text{ G}$

(Fürst et. al. 2014)

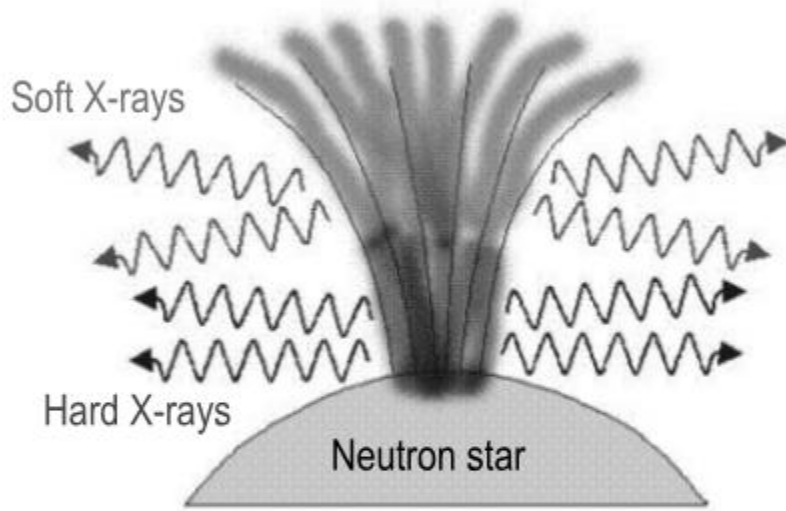
Summary

- ✓ Smooth and single peaked soft X-ray pulse profiles. Appearance of dip like structures in hard X-ray pulse profiles.
- ✓ 1-100 keV Broadband spectra well described by a partially absorbed NPEX continuum model along with a blackbody component.
- ✓ Marginal enhancement in additional column density at dip phases discards the origin of dips due to absorption of hard X-rays by additional matter.
- ✓ Geometrical effect : probable cause of dips in hard X-ray pulse profiles.
- ✓ Pulsation in soft X-ray excess flux confirmed the nearby accretion column origin.
- ✓ Presence of soft X-ray excess may be cause of absence of dips in soft X-ray pulse profiles.
- ✓ Estimated magnetic field from the pulsar spin-up rate is comparable to that from cyclotron line energy.

Thanks ...

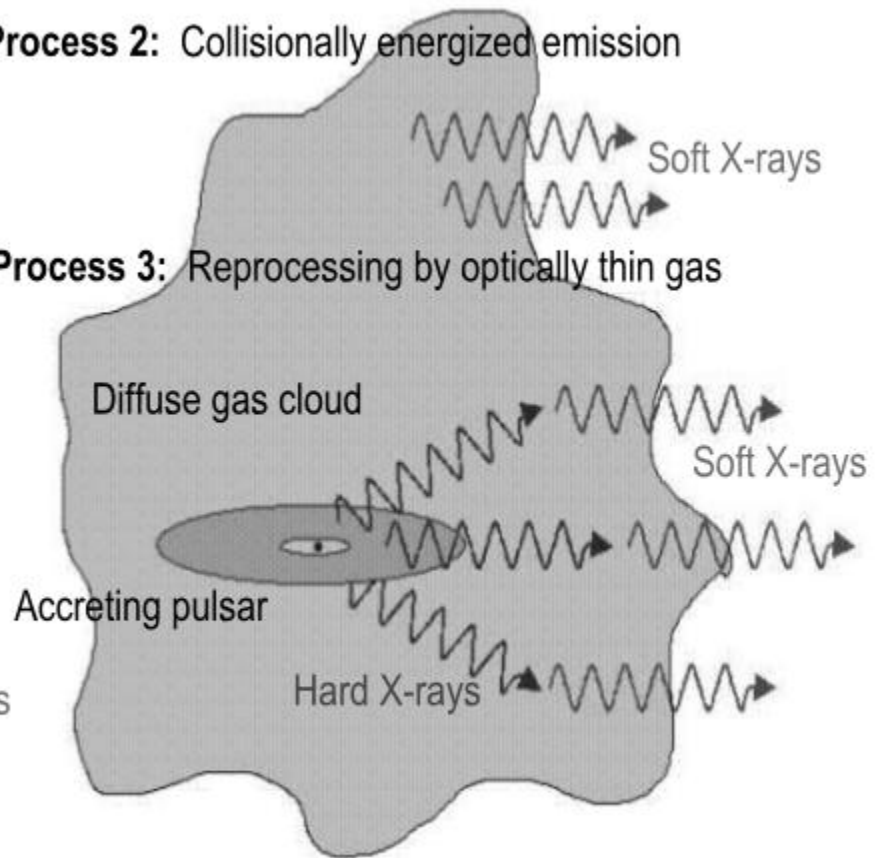
Possible soft excess emission processes in XRBs

Process 1: Emission from the accretion column

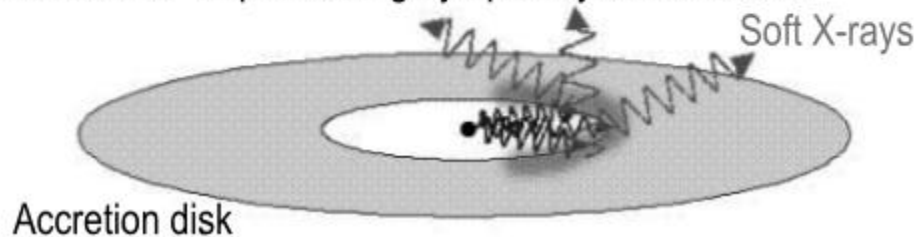


Process 2: Collisionally energized emission

Process 3: Reprocessing by optically thin gas



Process 4: Reprocessing by optically thick material



Hickox et.al. 2004



X-ray Pulsars

- ❑ Highly Magnetized neutron stars in binary systems, accreting matter from a companion star.

- ❑ Stellar wind accretion
 In case of high-mass ($\geq 8 M_{sun}$) companion

- ❑ Roche-lobe overflow
 In case of low-mass ($\leq 3 M_{sun}$) companion