

MEASUREMENTS OF ϕ_s AT LHCb



@GreigCowan (Edinburgh)
 CKM workshop, Mumbai
 Nov 29th 2016

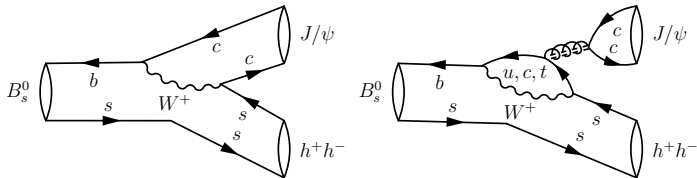
1 Reminder of CP violation and B mixing

2 How we have measured $\phi_s^{c\bar{c}s}$:

- $B_s^0 \rightarrow J/\psi \phi$
- $B_s^0 \rightarrow J/\psi \pi^+ \pi^-$
- $B_s^0 \rightarrow \psi(2S) \phi$
- $B_s^0 \rightarrow \phi \phi$ (this measures $\phi_s^{s\bar{s}s}$)

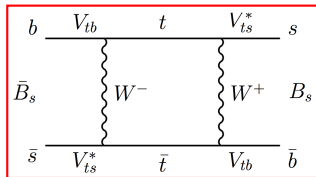
3 Future potential for measuring ϕ_s :

- $B_s^0 \rightarrow J/\psi \eta$
- $B_s^0 \rightarrow \eta_c \phi$, $B_s^0 \rightarrow J/\psi K^+ K^-$ (high $K^+ K^-$ mass)

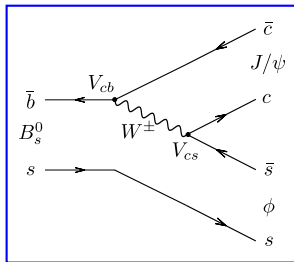


Controlling “penguin pollution”
- see following talk

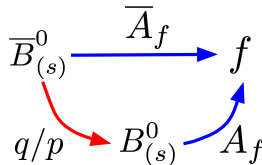
CP VIOLATION IN $b \rightarrow c\bar{c}s$ DECAYS + MIXING



$$\phi_{mix} = 2 \arg(V_{tb} V_{ts}^*)$$



$$\phi_{dec} = \arg(V_{cb} V_{cs}^*)$$



$$|\lambda_f| \equiv \left| \frac{q}{p} \frac{A_f}{\bar{A}_f} \right| \approx 1$$

- CP violation in interference between mixing and decay: $\phi_s \equiv -\arg(\lambda_f) \equiv -\arg\left(\frac{q}{p} \frac{A_f}{\bar{A}_f}\right) \neq 0$

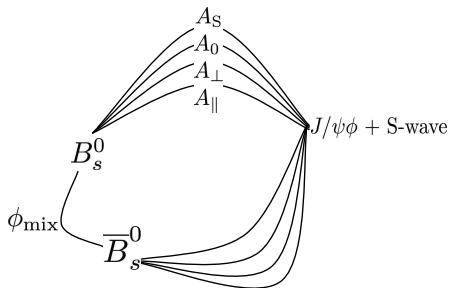
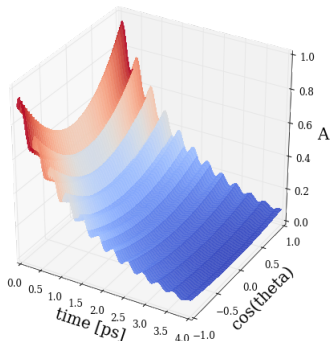
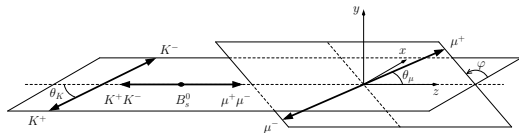
$$\phi_s^{\text{SM}} \equiv -2 \arg\left(-\frac{V_{cb} V_{cs}^*}{V_{tb} V_{ts}^*}\right) \equiv -2\beta_s$$

$$\phi_s^{\text{SM}} \equiv -0.0376 \pm 0.0008 \text{ rad [CKMFitter]}$$

(†) Assuming we ignore sub-leading penguin contributions

ϕ_s FROM $B_s^0 \rightarrow J/\psi \phi$

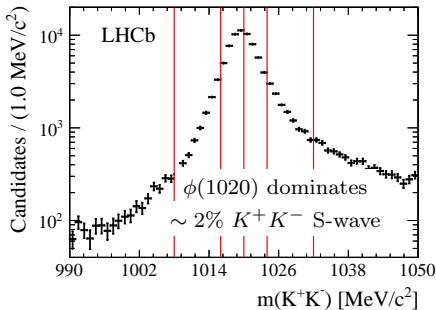
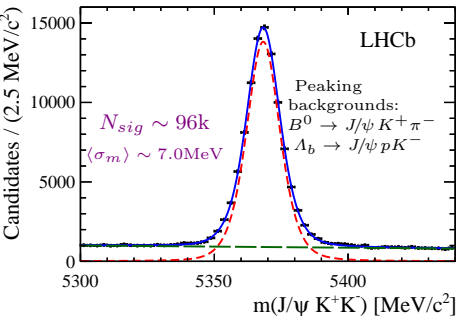
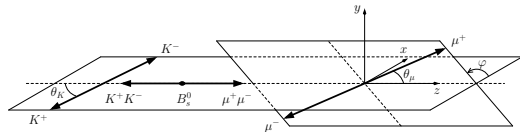
- $J/\psi \rightarrow \mu^+ \mu^-$, $\phi \rightarrow K^+ K^-$
- Time-dependent tagged analyses ($\sigma_t \sim 45$ fs, $\varepsilon \mathcal{D}^2 \sim 4\%$).
- $B_s^0 \rightarrow J/\psi \phi$ is $P \rightarrow VV$ decay so use angular information to disentangle CP -odd and CP -even components.
- Measure $\phi_s, \Delta m_s, \Gamma_s, \Delta \Gamma_s, |\lambda_f| \dots$
[this makes $B_s^0 \rightarrow J/\psi \phi$ special]



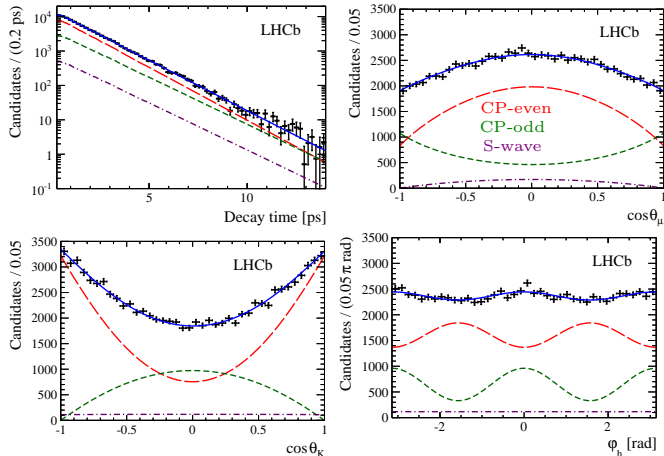
ϕ_s FROM $B_s^0 \rightarrow J/\psi \phi$

[PRL 114 (2015) 041801]

- $J/\psi \rightarrow \mu^+ \mu^-$, $\phi \rightarrow K^+ K^-$
- Time-dependent tagged analyses ($\sigma_t \sim 45$ fs, $\varepsilon \mathcal{D}^2 \sim 4\%$).
- $B_s^0 \rightarrow J/\psi \phi$ is $P \rightarrow VV$ decay so use angular information to disentangle CP -odd and CP -even components.
- Measure ϕ_s , Δm_s , Γ_s , $\Delta \Gamma_s$, $|\lambda_f| \dots$
[this makes $B_s^0 \rightarrow J/\psi \phi$ special]



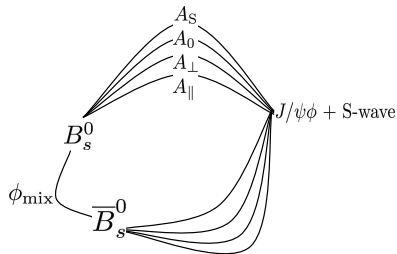
- Simultaneous fit in 6 bins of m_{KK} to account for $K^+ K^-$ S-wave
- Background subtracted fit [Xie, arXiv:0905.0724]



ϕ_s	$-0.058 \pm 0.049 \pm 0.006$ rad
$ \lambda $	$0.964 \pm 0.019 \pm 0.007$
Γ_s	$0.6603 \pm 0.0027 \pm 0.0015$ ps ⁻¹
$\Delta\Gamma_s$	$0.0805 \pm 0.0091 \pm 0.0032$ ps ⁻¹
Δm_s	$17.711^{+0.055}_{-0.057} \pm 0.011$ ps ⁻¹

- Consistent with SM. No sign of $|\lambda_f| \neq 1$
- Most precise measurement of lifetime parameters
- Dominant systematics from decay-time efficiency, angular efficiency and background subtraction

- Penguin pollution and/or CP violation could be different for each polarisation state, $i \in (0, \perp, \parallel, S)$ [Bhattacharya et al., IJMP A28 (2013) 1350063] [Faller et al., PRD 79 (2009) 014005]
- Relax assumption that $\lambda^i \equiv \eta_i \frac{q}{p} \frac{A_i}{A_i}$ is same for all $(J/\psi K^+ K^-)_i$ polarisation states.
 - Measure $\lambda^i = |\lambda^i| e^{-i\phi_s^i}$



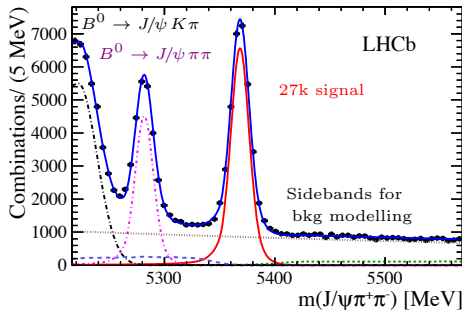
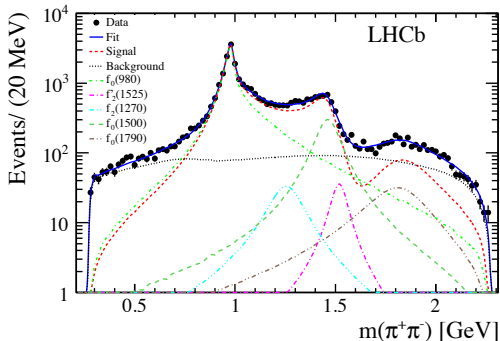
Parameter	Fitted value
$ \lambda^0 $	$1.012 \pm 0.058 \pm 0.013$
$ \lambda^\parallel/\lambda^0 $	$1.02 \pm 0.12 \pm 0.05$
$ \lambda^\perp/\lambda^0 $	$0.97 \pm 0.16 \pm 0.01$
$ \lambda^S/\lambda^0 $	$0.86 \pm 0.12 \pm 0.04$
ϕ_s^0 [rad]	$-0.045 \pm 0.053 \pm 0.007$
$\phi_s^\parallel - \phi_s^0$ [rad]	$-0.018 \pm 0.043 \pm 0.009$
$\phi_s^\perp - \phi_s^0$ [rad]	$-0.014 \pm 0.035 \pm 0.006$
$\phi_s^S - \phi_s^0$ [rad]	$0.015 \pm 0.061 \pm 0.021$

- Everything compatible with no polarisation dependence.

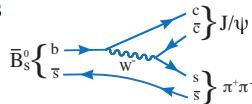
RESONANT STRUCTURE OF $B_s^0 \rightarrow J/\psi \pi^+ \pi^-$

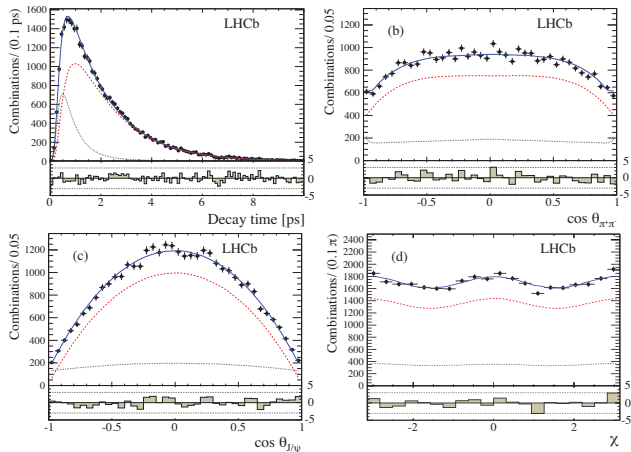
[PRD 89 (2014) 092006]

- $B_s^0 \rightarrow J/\psi \pi^+ \pi^-$ is another $b \rightarrow c\bar{c}s$ transition.
- 4D amplitude analysis to understand structure in $\pi^+ \pi^-$ spectrum.
- $\pi^+ \pi^-$ is $> 97.7\%$ CP -odd @ 95% CL
 - Measure ϕ_s using the decay time [PLB 713 378 (2012)].



Component	Fit fraction
$f_0(980)$	$70.3 \pm 1.5^{+0.4}_{-5.1}$
$f_0(1500)$	$10.1 \pm 0.8^{+1.1}_{-0.3}$
$f_0(1790)$	$2.4 \pm 0.4^{+5.0}_{-0.2}$
$f_2(1270)_0$	$0.36 \pm 0.07 \pm 0.03$
$f_2(1270)_\parallel$	$0.52 \pm 0.15^{+0.05}_{-0.02}$
$f_2(1270)_\perp$	$0.63 \pm 0.34^{+0.16}_{-0.08}$
$f'_2(1525)_0$	$0.51 \pm 0.09^{+0.05}_{-0.04}$
$f'_2(1525)_\parallel$	$0.06^{+0.13}_{-0.04} \pm 0.01$
$f'_2(1525)_\perp$	$0.26 \pm 0.18^{+0.06}_{-0.04}$





$$\phi_s^{\pi\pi} = 0.070 \pm 0.068 \pm 0.008 \text{ rad}$$

$$|\lambda^{\pi\pi}| = 0.89 \pm 0.05 \pm 0.01$$

$$\phi_s^{\text{SM}} = -0.0376 \pm 0.0008 \text{ rad}$$

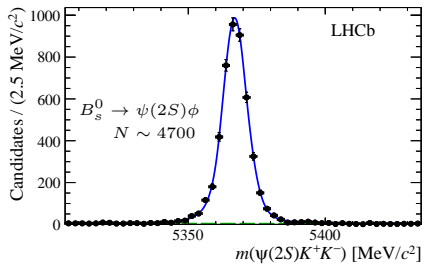
- Main systematic from knowledge of $\pi^+ \pi^-$ resonance model.
- Consistent result when measuring ϕ_s using only decay time.

COMBINED $K^+ K^-$ AND $\pi^+ \pi^-$ [PRL 114 (2015) 041801]

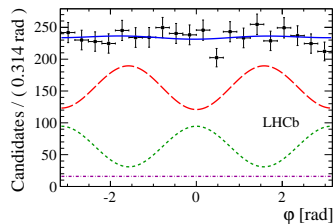
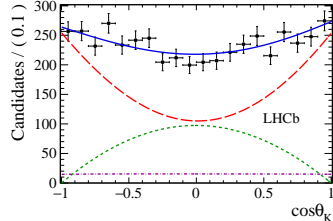
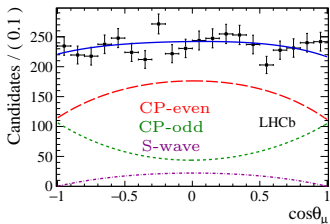
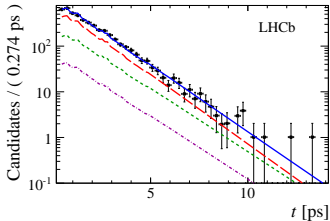
$$\phi_s = -0.010 \pm 0.039 \text{ rad}$$

$$|\lambda| = 0.957 \pm 0.017$$

Assuming CPV in decay is same in both channels and hadronic effects can be neglected

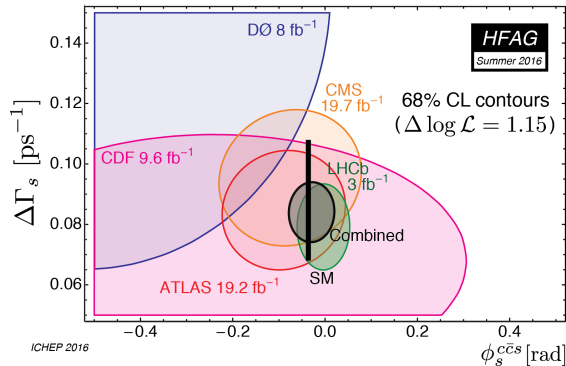


Γ_s [ps^{-1}]	$0.668 \pm 0.011 \pm 0.006$
$\Delta\Gamma_s$ [ps^{-1}]	$0.066^{+0.041}_{-0.044} \pm 0.007$
ϕ_s [rad]	$0.23^{+0.29}_{-0.28} \pm 0.02$
$ \lambda $	$1.045^{+0.069}_{-0.050} \pm 0.007$



- Replace $J/\psi \rightarrow \psi(2S)$ (factor ~ 20 reduction in yield).
- Use $B^0 \rightarrow \psi(2S)K^*$ to determine decay-time efficiency.
- Resolution from sample of prompt $J/\psi K^+K^-$ events (~ 45 fs).
- Flavour-tagging $\varepsilon(1 - 2\omega)^2 = (3.88 \pm 0.18)\%$.

$\phi_s - \Delta\Gamma_s$ GLOBAL COMBINATION



$$\Delta\Gamma_s^{\text{SM}} = 0.088 \pm 0.020 \text{ ps}^{-1}$$

assumes no NP in B_s^0 mixing

[Artuso et al. arXiv:1511.09466]

- Still room for NP at $\sim 20\%$ [see Zoltan's talk].
- As precision improves, need to control penguin pollution (see next talk).

ICHEP 2016

Mode	$\phi_s^{c\bar{c}s}$ [rad]	$\Delta\Gamma_s$ [ps^{-1}]	Ref.	Exp
$B_s^0 \rightarrow J/\psi \phi$	$[-0.60, +0.12], 68\% \text{CL}$	$+0.068 \pm 0.026 \pm 0.009$	PRL 109 (2012) 171802	CDF (9.6 fb^{-1})
$B_s^0 \rightarrow J/\psi \phi$	-0.55 ± 0.37	$+0.163 \pm 0.065$	PRD 85 (2012) 032006	D0 (8.0 fb^{-1})
$B_s^0 \rightarrow J/\psi \phi$	$-0.090 \pm 0.078 \pm 0.041$	$+0.085 \pm 0.011 \pm 0.007$	JHEP 1608 (2016) 147	ATLAS (19.2 fb^{-1})
$B_s^0 \rightarrow J/\psi \phi$	$-0.075 \pm 0.097 \pm 0.031$	$+0.095 \pm 0.013 \pm 0.007$	PLB 757 (2016) 97	CMS (19.7 fb^{-1})
$B_s^0 \rightarrow J/\psi \phi$	$-0.058 \pm 0.049 \pm 0.006$	$+0.0805 \pm 0.0091 \pm 0.0033$	PRL 114 (2015) 041801	LHCb (3.0 fb^{-1})
$B_s^0 \rightarrow J/\psi \pi^+ \pi^-$	$+0.070 \pm 0.068 \pm 0.008$	-	PLB 736 (2014)	LHCb (3.0 fb^{-1})
$B_s^0 \rightarrow \psi(2S) \phi$	$+0.23 \pm 0.29 \pm 0.02$	$+0.066 \pm 0.042 \pm 0.007$	PLB 762 (2016) 253-262	LHCb (3.0 fb^{-1})
$B_s^0 \rightarrow D_s^+ D_s^-$	$+0.02 \pm 0.17 \pm 0.02$	-	PRL 113 (2014) 211801	LHCb (3.0 fb^{-1})

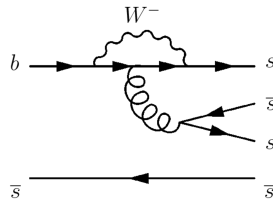
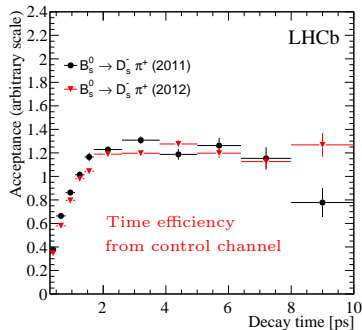
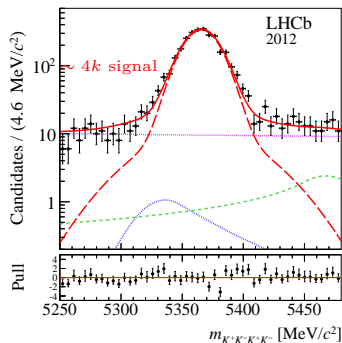
- $B_s^0 \rightarrow \phi\phi$: $b \rightarrow s$ penguin decays sensitive to NP in the loops.
- $\phi \rightarrow KK$: 5 different polarisation amplitudes \Rightarrow angular analysis.
- Decay time resolution: ~ 43 fs.
- Tagging power: $\varepsilon(1 - 2\omega)^2 = 3.04 \pm 0.24\%$
- Angular efficiency from MC.

$$|\phi_s^{s\bar{s}s}|^{\text{SM}} < 0.02 \text{ rad}$$

[Bartsch et al. arXiv:0810.0249]

[Beneke et al. NPB 774 (2007) 64-101]

[Cheng et al. PRD 80 (2009) 114026]



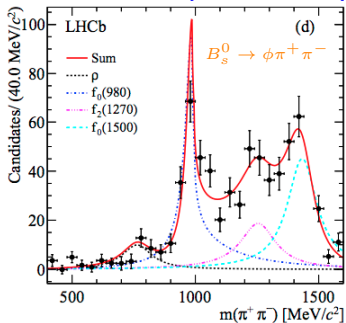
$\phi_s^{s\bar{s}s}$ [rad]	$-0.17 \pm 0.15 \pm 0.03$
$ \lambda $	$1.04 \pm 0.07 \pm 0.03$

[See dedicated talk from J. Garcia Pardinas on $B_s^0 \rightarrow (K^+ \pi^-)(K^- \pi^+)$]

Future potential for measuring ϕ_s

$B_s^0 \rightarrow \phi\pi^+\pi^-$ AND $B_s^0 \rightarrow \phi K^+K^-$ (HIGH MASS)

[arXiv:1610.05187]

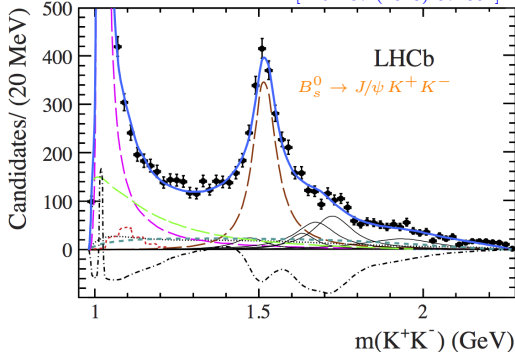


- In Run-1, observed $B_s^0 \rightarrow \phi\pi^+\pi^-$ ($N_{\text{signal}} \sim 700$).
- Gluonic penguin dominated decay, can measure $\phi_s^{S\bar{S}}$ with tagged, time-dependent measurement.
- Need more data from Run-2.

$$B(B_s^0 \rightarrow \phi f_0(980)) = (1.12 \pm 0.16_{-0.08}^{+0.09} \pm 0.11) \times 10^{-6}$$

$$B(B_s^0 \rightarrow \phi\rho) = (2.7 \pm 0.7 \pm 0.2 \pm 0.2) \times 10^{-7}$$

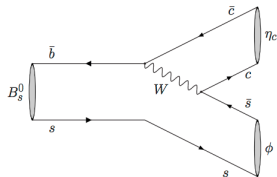
[PRD 87 (2013) 072004]



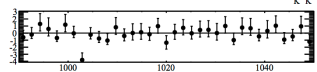
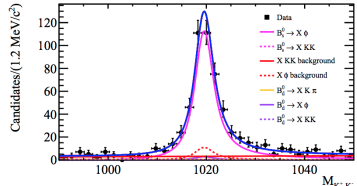
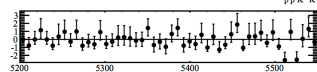
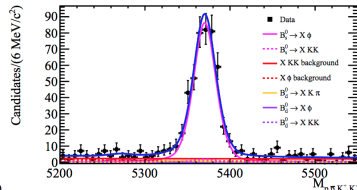

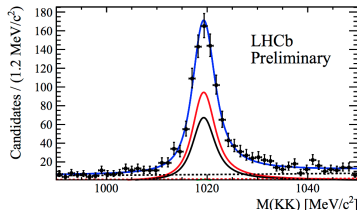
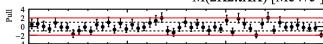
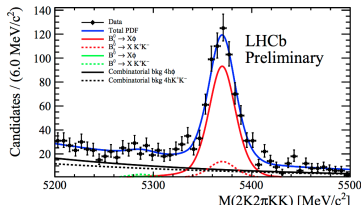
- Significant contribution from $f_2'(1525)$ above the $\phi(1020)$ region.
- Need similar analysis to $B_s^0 \rightarrow J/\psi\pi^+\pi^-$ [PLB 736 (2014) 186].
- Expect update with full Run-1 sample.

OBSERVATION OF $B_s^0 \rightarrow \eta_c \phi$

[LHCb-PAPER-2016-056, PRELIMINARY]

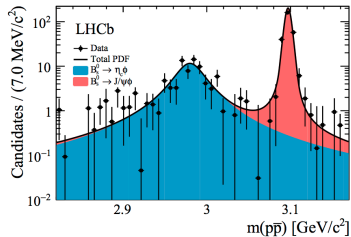
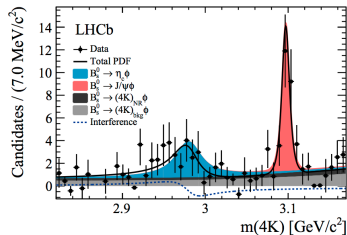
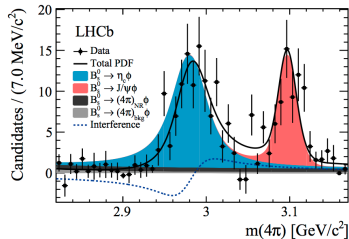
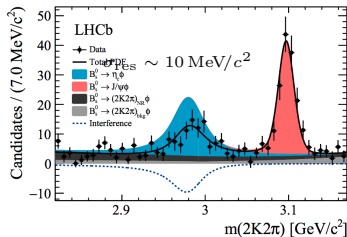


- $b \rightarrow c\bar{c}s$ transition like $B_s^0 \rightarrow J/\psi \phi$.
- CP -even final state, so no angular analysis required to measure ϕ_s .
- $J/\psi, \eta_c \rightarrow$
 $K^+K^-\pi^+\pi^-, \pi^+\pi^-\pi^+\pi^-,$
 $K^+K^-K^+K^-, p\bar{p}$ final states.
- Normalise to J/ψ mode to same final state.
- Isolate signal using 2D fit to B_s^0 and ϕ masses.



$$|A(m_i; c_k^i, \vec{x})|^2 = \sum_J |\sum_k c_k^i R_k^J(m_i; \vec{x})|^2$$

- Simultaneous fit to all modes.
- Account for interference between η_c and non-resonant components.
- Also first evidence for $B_s^0 \rightarrow \eta_c \pi^+ \pi^-$.
- **Future:** measure ϕ_s with more data.



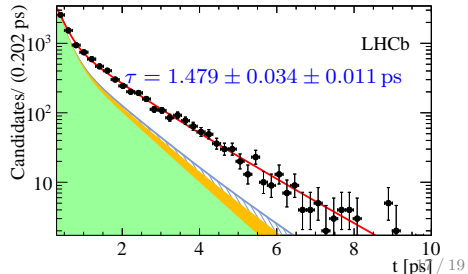
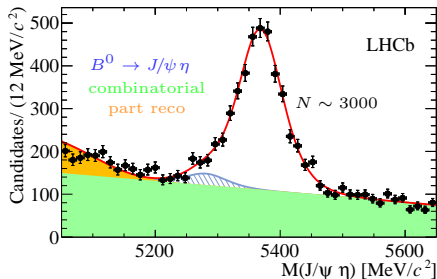
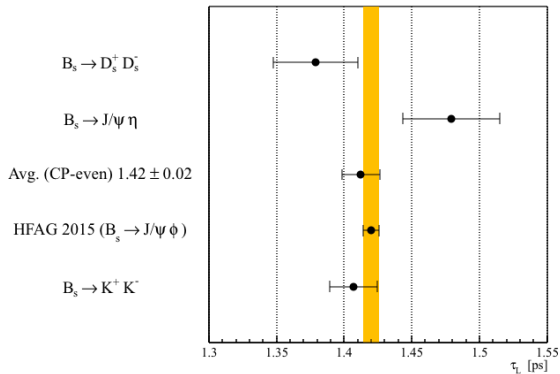
$$\mathcal{B}(B_s^0 \rightarrow \eta_c \phi) = (5.01 \pm 0.53(\text{stat}) \pm 0.27(\text{syst}) \pm 0.64(\mathcal{B})) \times 10^{-4}$$

$$\mathcal{B}(B_s^0 \rightarrow \eta_c \pi^+ \pi^-) = (1.76 \pm 0.59(\text{stat}) \pm 0.12(\text{syst}) \pm 0.29(\mathcal{B})) \times 10^{-4}$$

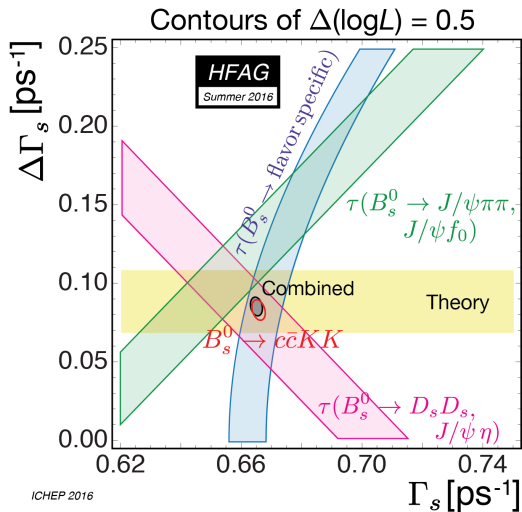
$B_s^0 \rightarrow J/\psi \eta (\rightarrow \gamma\gamma)$ EFFECTIVE LIFETIME

[PLB 762 (2016) 484-492]

- CP -even eigenstate \rightarrow no angular analysis necessary to measure ϕ_s .
- **First step:** measure Γ_L from decay time distribution.
- Mass resolution $\sim 48 \text{ MeV}/c^2 \rightarrow$ overlapping $B^0 \rightarrow J/\psi \eta$ component.



B_s^0 LIFETIME GLOBAL COMBINATION



$$\Gamma_s = 0.6648 \pm 0.0020 \text{ ps}^{-1}$$

$$\Delta \Gamma_s = 0.085 \pm 0.006 \text{ ps}^{-1}$$

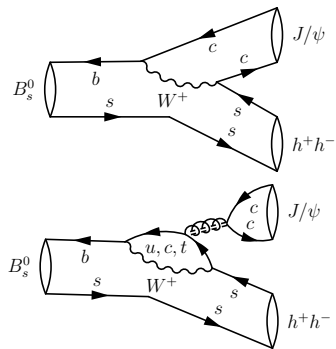
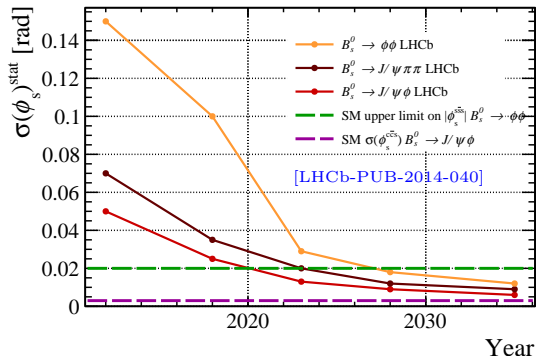
$$\Delta \Gamma_s^{\text{SM}} = 0.088 \pm 0.020 \text{ ps}^{-1} \text{ assumes no NP in } B_s^0 \text{ mixing}$$

[Artuso et al. arXiv:1511.09466]

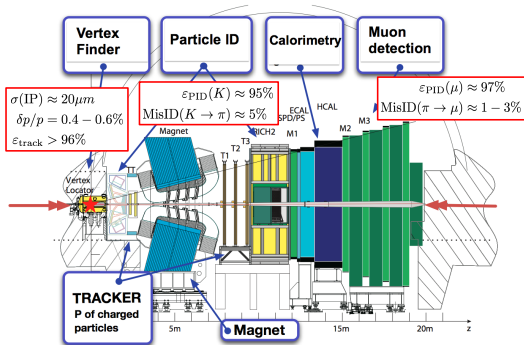
- CP-even + CP-odd: $B_s^0 \rightarrow J/\psi \phi$
- CP-even: $B_s^0 \rightarrow D_s^+ D_s^-$, $B_s^0 \rightarrow J/\psi \eta$ (Γ_L)
- CP-odd: $B_s^0 \rightarrow J/\psi f_0(980)$, $B_s^0 \rightarrow J/\psi \pi^+ \pi^-$ (Γ_H)
- Flavour-specific:
 $B_s^0 \rightarrow D_s^- \pi^+$, $B_s^0 \rightarrow D_s^- l^+ \nu_l$, $B_s^0 \rightarrow D_s^- D^+$
- Absolute lifetime predictions suffer from uncertainties $\propto m_b^5$ [Lenz arXiv:1405.3601]
- Lifetime ratios under better control [Jubb et al, arXiv:1603.07770]

SUMMARY

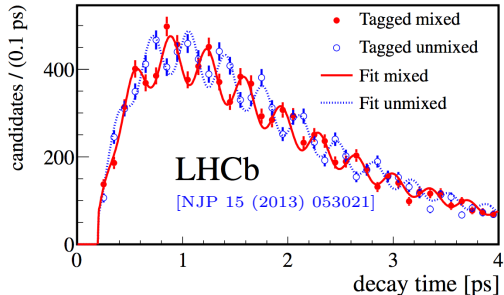
- LHCb has made leading measurements of ϕ_s and lifetimes in the B_s^0 system using Run-1 data.
- Now exploring **other modes** beyond the “golden” $B_s^0 \rightarrow J/\psi \phi$.
- Precision expected to reach ~ 0.01 rad at end of Run-3 (LHCb upgrade era) [see talk from V. Chobanova].
- **Next steps:** essential to control contribution from “penguin pollution” [see talk from S. Akar].



TYPICAL ANALYSIS INGREDIENTS



- 1 Decay time resolution (~ 45 fs)
- 2 Tagging the B meson flavour ($\epsilon \mathcal{D}^2 \sim 4\%$)
- 3 Decay time efficiencies
- 4 Angular efficiencies (for $P \rightarrow VV$ decays)
- 5 Control backgrounds using B sidebands

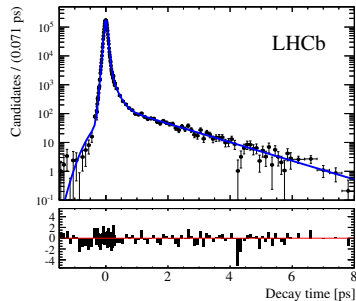


$$\Delta m_s = 17.768 \pm 0.023 \pm 0.006 \text{ ps}^{-1}$$

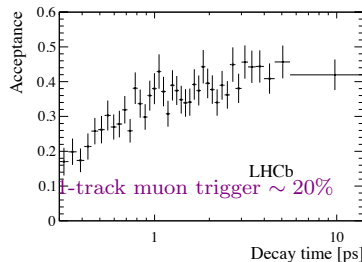
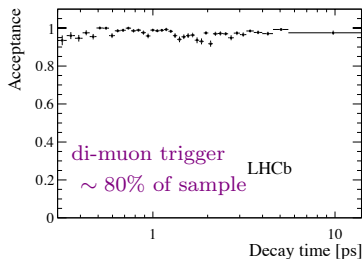
\Rightarrow oscillation period of 350 fs

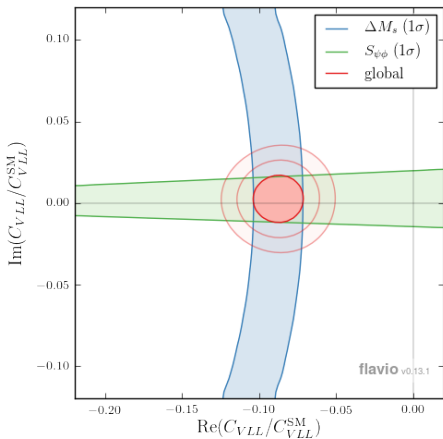
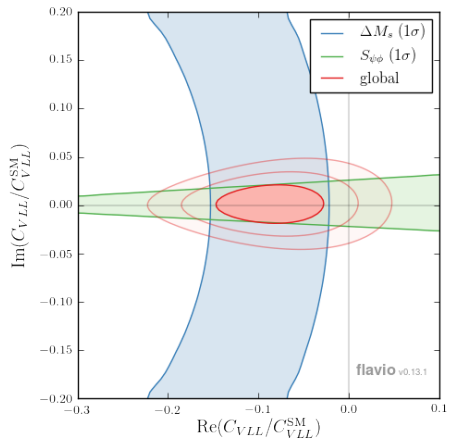
$$\mathcal{P}(t|\sigma_t) \propto \left[\Gamma e^{-\Gamma t'} \frac{1}{2} [\cosh(\Delta\Gamma t'/2) + \mathcal{D} \cos(\Delta m t')] \right] \otimes G(t - t'|\sigma_t) \epsilon(t)$$

- Use prescaled sample of prompt- $J/\psi K^+ K^-$ events to determine resolution model.
- Double-Gaussian, with width scaled by per-event error.
- Simulation: $\langle \sigma^{\text{signal}} \rangle \approx \langle \sigma^{\text{prompt}} \rangle \sim 45$ ps
- If $\langle \sigma \rangle \approx 45$ fs $\Rightarrow \mathcal{D} \sim 0.73$; If $\langle \sigma \rangle \approx 90$ fs $\Rightarrow \mathcal{D} \sim 0.28$



- Use $B_s^0 \rightarrow J/\psi K^+ K^-$ events with no lifetime cut to understand trigger efficiency.





- Still room for NP contributions at the 20% level [see Zoltan's talk yesterday].
- More data required!